

# Tightening washer

## WTM

## Hardened steel

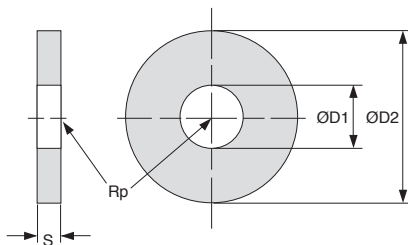
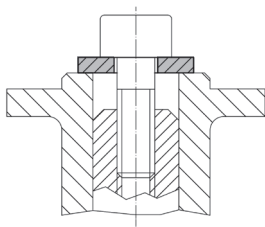
- **Heavy duty clamping washer**
- Conforms to DIN 6340
- Materials :  
Steel AlZnMgCu0.5F47  
resistance hardened 1200-1400/mm<sup>2</sup>

### Info.

- **Not sold individually, please contact us for details**



Tight  
locking



### DISCOUNTS

Qty	1+	20+	50+
Disc.	List	-10%	On request

Part number	ØD1	ØD2	S	For screw	Weight (g)	Stock*	Price each 1 to 19
WTM-6	6,4	17	3	M6	3,8	✓	0,79 €
WTM-8	8,4	23	4	M8	9,8	✓	0,79 €
WTM-10	10,5	28	4	M10	14	✓	0,98 €
WTM-12	13,0	35	5	M12	28	✓	1,29 €
WTM-16	17,0	45	6	M16	55	✓	1,84 €
WTM-20	21,0	50	6	M20	71	✓	2,91 €
WTM-24	25,0	60	6	M24	122	-	4,55 €

\*Subject to availability - Dimensions in mm

HPC

WEB  
04/2020

www.hpceurope.com

Tél: 0 825 88 5000 Service 0,15 €/min + prix appel


## Our other products



Simple support base (bipod), Plastic



Moulded plastic spur gear, Moulded plastic (nylon)



Bi-directional leadscrew, Bi-directional - 1 thread



Knob star grip antistatic, Star, anti-static



Panamech, Multi-Beam, Aluminium - with clamping jaw



Optional shaft for E-type gear reducers, E Gearboxes single sided ou...



V-rail guidance Simple Select® system, Rail with carriage



Bellows coupling Gerwah®, from 0.5 to 12Nm



Right angled gearbox, from 26 to 128 Nm



Masterplate® glueable insert rectangular,



Multifunction display, Magnetic ring



Cable clip for aluminium profile, For cable chute

## Complementary products



Spherical tilt washer - DIN6319, convex



Spherical tilt washer - DIN6319, concave