

# Hexagonal head screw **DIN933**

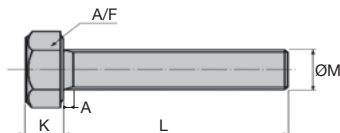
## VTHBR

## Brass

- Screw conforming to DIN933

- Material:

Brass



### DISCOUNTS

Qty	1+	6+	11+
Disc.	Net	-10%	On request

Part N°	ØM	Pitch	L	A (max)	K	A/F Across flats	Qty/pack	Price each 1 to 5
VTH4-10/BR/B	M4	0,70	10	2,10	2,8	7	100	9,23 €
VTH4-16/BR/B	M4	0,70	16	2,10	2,8	7	100	10,78 €
VTH4-20/BR/B	M4	0,70	20	2,10	2,8	7	100	12,06 €
VTH4-25/BR/B	M4	0,70	25	2,10	2,8	7	100	14,81 €
VTH4-30/BR/B	M4	0,70	30	2,10	2,8	7	100	16,96 €
VTH5-10/BR/B	M5	0,80	10	2,40	3,5	8	100	12,70 €
VTH5-16/BR/B	M5	0,80	16	2,40	3,5	8	100	18,25 €
VTH5-20/BR/B	M5	0,80	20	2,40	3,5	8	100	19,96 €
VTH5-25/BR/B	M5	0,80	25	2,40	3,5	8	100	21,22 €
VTH5-30/BR/B	M5	0,80	30	2,40	3,5	8	100	25,80 €
VTH5-40/BR/B	M5	0,80	40	2,40	3,5	8	100	32,67 €
VTH6-10/BR/B	M6	1,00	10	3,00	4,0	10	100	21,60 €
VTH6-20/BR/B	M6	1,00	20	3,00	4,0	10	100	28,81 €
VTH6-25/BR/B	M6	1,00	25	3,00	4,0	10	100	33,84 €
VTH6-30/BR/B	M6	1,00	30	3,00	4,0	10	100	37,34 €
VTH6-40/BR/B	M6	1,00	40	3,00	4,0	10	100	44,32 €
VTH6-50/BR/B	M6	1,00	50	3,00	4,0	10	100	55,34 €
VTH8-16/BR/B	M8	1,25	16	3,75	5,3	13	100	53,36 €
VTH8-20/BR/B	M8	1,25	20	3,75	5,3	13	100	61,11 €
VTH8-25/BR/B	M8	1,25	25	3,75	5,3	13	100	67,75 €
VTH8-30/BR/B	M8	1,25	30	3,75	5,3	13	100	71,22 €
VTH8-40/BR/B	M8	1,25	40	3,75	5,3	13	100	110,17 €
VTH8-50/BR/B	M8	1,25	50	3,75	5,3	13	100	93,79 €
VTH8-60/BR/B	M8	1,25	60	3,75	5,3	13	100	116,77 €

All dimensions in mm

## Our other products




VB

Small 6 lobe threaded handle - female, Duroplast - Stainless steel



CAP882

Flexible slat top chain acetal, Large range 882



AC

Strike for toggle latch, 15mm



NT62

Spur gear coaxial gearbox, from 6 to 18 Nm - Inline



SUA4\_L

Chain link, Steel




WINGbr

Wing screw, hand tightened DIN316, Brass DIN 316



PSG125

Spur gear - precision range, Pre-hardened Steel 35NCD6



CFC

Spring loaded position switch, Electric contact



MEB

Moulded plastic bevel gear (nylon), 1:1



INS

Self tapping steel insert, Steel



PSG255

Spur gear - precision range, Stainless steel 303



COA-COG

Surface mounting plate, Surface mounting plate for clevis

## Complementary products



WINGbr

Wing screw, hand tightened DIN316, Brass DIN 316




WINGbrEcrou

Manually tightened wing nut DIN315, Brass DIN 315



SHNbr

Hexagonal nut DIN934, Brass



SHWbr

Washer - DIN125, Brass