



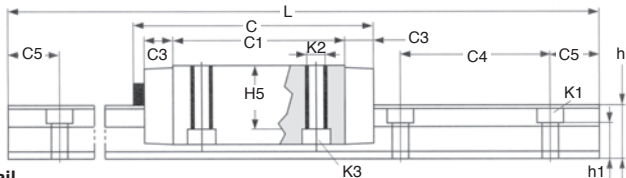
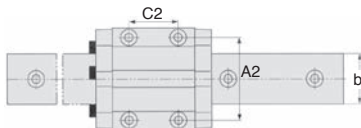
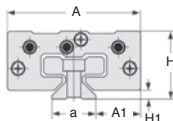
Loads up to 7000N

TS01 TW01

- **Linear slide with sliding insert**
- High static load capacity regardless of load position
- Max. speed: 10m/s
- Working temp.: -40°C to +90°C
- Materials:
 - Rail: anodised aluminium AlMgSi0.5
 - Slide: colourless anodised aluminium AlMgSi0.5
 - Sliding parts: iglidur® J
 - Cover: plastic
 - (All steel parts are galvanised)

Advantages

- Silent
- Not sensitive to dirt or humidity
- Corrosion-resistant
- Light
- Withstands shocks and vibrations
- High resistance to wear
- No maintenance required
- Adjustable backlash
- Sliding element can be changed easily



Rail

Part number	L max. (mm)	a (-0.2)	b	C4	C5 Min.	C5 max.	h	h1	K1 for screw DIN 912
TS01-15	3960	15	22	60	20	49	15,5	10,0	M4
TS01-20	3960	20	31	60	20	49	19,0	12,3	M5
TS01-25	3960	23	34	60	20	49	21,5	13,8	M6
TS01-30	3960	28	40	80	20	59	26,0	15,8	M8

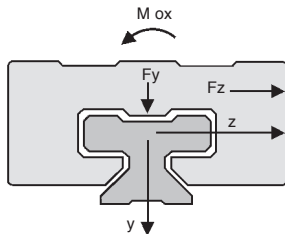

Slide

Part number	H (±0.35)	A	C max.	A1 (±0.35)	A2	C1	C2	C3	H1 (±0.35)	H5	K2 Thread (max.)	Nm	K3 for screw DIN 912
TW01-15	24	47	74	16,0	38	50	30	9	4,0	16,0	M5	1,5	M4
TW01-20	30	63	87	21,5	53	61	40	10	5,0	19,8	M6	2,5	M5
TW01-25	36	70	96	23,5	57	68	45	11	5,0	24,8	M8	6,0	M6
TW01-30	42	90	109	31,0	72	79	52	12	6,5	27,0	M10	15,0	M8

*Dimensions in mm

Advantages

- DryLin®T slides have been designed for use in automated machines and storage systems.
- These slides can be used in many different environments. They are light, shock-resistant and silent.
- DryLin®T slides have the same physical dimensions as recirculating-ball slides.
- The linear bearings which are placed between the slide and the rail are comprised of six sliding segments in iglidur® J and are adjustable (Already pre-set in factory).
- Please note that a minimum amount of backlash is necessary for the slide to function correctly.
- Please contact us for help with design calculations, advice on the choice of slides or information on backlash adjustment or assembly.



Dynamic load

Size	F _Y MAX (N)	F _Z MAX (N)	M _{OZ} (Nm)
15	2000	2000	32
20	3700	3700	85
25	5000	5000	125
30	7000	7000	200


DISCOUNTS

Qty	1+	6+	20+
Disc.	List	-10%	On request

Part number	Standard length	(mm) l _y	(mm ²) l _z	(mm ²)	Weight (kg)	Type	Stock*	Price each 1 to 5
TS01-15-0500	500	6440	4290	0,30	Rail	✓	67,17 €	
TS01-15-1000	1000	6440	4290	0,60	Rail	✓	112,13 €	
TW01-15	-	-	-	0,11	Slide	✓	83,40 €	
TS01-20-0500	500	22570	11520	0,50	Rail	✓	68,47 €	
TS01-20-1000	1000	22570	11520	1,00	Rail	✓	114,74 €	
TW01-20	-	-	-	0,19	Slide	✓	85,68 €	
TS01-25-0500	500	34700	19300	0,65	Rail	-	79,40 €	
TS01-25-1000	1000	34700	19300	1,30	Rail	✓	136,59 €	
TW01-25	-	-	-	0,29	Slide	✓	105,41 €	
TS01-30-0500	500	70040	40780	0,95	Rail	-	94,36 €	
TS01-30-1000	1000	70040	40780	1,90	Rail	-	166,54 €	
TW01-30	-	-	-	0,50	Slide	✓	110,35 €	

*Depending on availability - Dimensions in mm

Our other products



H1

Crossed helical gear
crossed axis at 90°,
Machined plastic
(delrin)



F7-I

Multifunction display,
With internal sensor



CTss

Universal joint,
telescopic, Inox, Light
duty



HG6-ECO

Eco range Spur gear,
Steel C45



MAX26

Motor-gearbox 12V
and 24V DC, from
0,075 to 0,6Nm



LACM_SS

Stainless steel cam
lever, Female



AT5P_AT10P

Connecting plate for
AT type timing belts,
AT10




PCS62

Chain sprocket - steel,
15.875 (DIN 10B-1)



DFG

Flat suction cup,
nitrile



B

Steel bevel gear, 1:1



LINK64

Synchronous AC
Motor and- gearbox ,
from 1.3 to 6Nm



ZG2

Plastic spur gear,
Machined plastic
(delrin)

Complementary products



TS01_TW01

Drylin® T linear slide,
up to 7000 N



HK

Manual locking clamp,
Manual locking clamp
T