

Suction cup threaded insert

TM
CTM
CTF

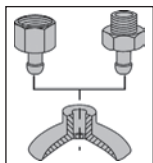
Snap-on

- Threaded insert for suction cup
- Material: nickel brass

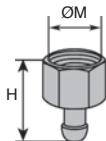
Female



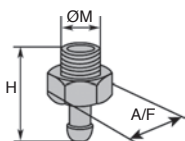
Male



Assembly diagram



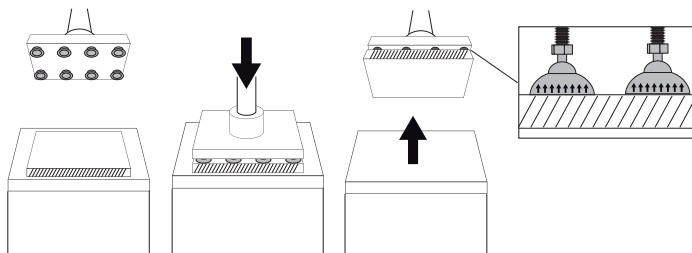
female



male



Assembly example



DISCOUNTS

Qty	1+	50+	100+	150+	200+
Disc.	List	-5%	-10%	-15%	On request

Part number	ØM	H	A/F	type	For suction cup	Stock*	Price each 1 to 49
TM5M5	M5	12,0	8	mâle	DFG05A, DFG06A, DFG08A, DFG10A, DCA05	✓	1,71 €
CTM10M5	M5	13,5	13	mâle	DCA11, DCA14, DCA16, DCA22, DCA25,	✓	1,71 €
CTM10G18 1/8»	19,5	13	mâle	DCG05C, DCG07C, DCG10, DCG12, DCG15,	✓	2,39 €	
CTF10G18 1/8»	18,5	13	femelle	DCG18, DCG20, DCG25	✓	2,21 €	

*Depending on availability - Dimensions in mm

Our other products



PM4

Worm and wheel set,
Machined plastic
(delrin)



TUBE25_25

Square Tube,
Aluminium or
Stainless steel



BOX-WM

Box set of washer -
DIN125, Box set of
steel washers



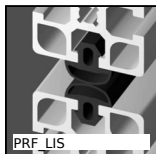
BLHM70

Right angled gearbox,
up to 128 Nm



T5-16ECO

T type timing pulley,
Economy range - T5
aluminium



PRF LIS

Door seal for
aluminium profile,
Black NBR




RBS

Dynamic washer
DIN2093, Steel



VRM

Female swivelling
lifting rings, Female
swivelling



LRH

Bi-directional
leadscrew, Bi-
directional - 1 thread



LVT

Miniature motorised
actuator 2A, 2 amperes



HRV

V-rail guidance
Simple Select®
system, Rail with



SCE_SS

Stainless steel U-
shaped clamp,
Stainless steel

Complementary products



DCA

Suction cup, 1.5
bellows, nitrile



DCG

Suction cup, 2.5
bellows, natural
rubber