



# Support rod for heavy loads

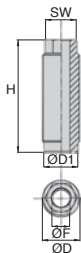
Max load 90,000 N

TCL

- Threaded levelling stem, suitable for heavy loads
- Hollowed stem
- Fine pitch thread allows accurate levelling
- Material:  
Chromed steel

## Applications

- Machine tools, assembly machines, automated lines



## DISCOUNTS

Qty	1+	6+	10+	15+
Disc.	List	-5%	-10%	On request

Part number	ØD	ØD1	SW	ØF	H	Static	Price each
						load (N)	1 to 5
TCL-M30C-110	M30x2	27	24	17	110	70000	18,92 €
TCL-M36C-110	M36x2	33	27	17	110	90000	20,71 €

Dimensions in mm

# Adjusting nut

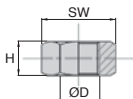
Fine thread

ECL

- Adjusting nut
- Fine thread
- Fine pitch thread allows accurate levelling
- Material:  
Chromed steel

## Applications

- Machine tools, assembly machines, automated lines



## DISCOUNTS

Qty	1+	6+	10+	15+
Disc.	List	-5%	-10%	On request

Part number	ØD	SW	H	Price each
				1 to 5
ECL-M24C	M24x2	36	18	2,16 €
ECL-M27C	M27x2	41	12	4,07 €
ECL-M30C	M30x2	36	11	5,58 €
ECL-M35C	M35x2	55	15	8,92 €
ECL-M36C	M36x2	55	15	8,92 €
ECL-M36C3	M36x3	55	15	8,92 €
ECL-M42C	M42x2	65	20	16,16 €

Dimensions in mm

## Our other products



COA-COG

Surface mounting plate, Surface mounting plate for ball joint



RDS

Safety washer Hygienic Usit®, Stainless steel



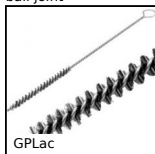
ACM\_AZ

Mounting bracket for bonnet fastener, Hook



PR105

Articulated foot Ø103, Ø 103



GPLac

Brush, steel



BEF

Bearing housing for miniature ballscrew, Bearing housing



PP35

Worm and wheel gear reducer, from 2.20 to 4.10 Nm



MAX22

Motor-gearbox 12V and 24V DC, from 0,07 to 0,2Nm



PSG25S

Spur gear - precision rolling, Stainless steel



RTE

Rotex®, jaw coupling, steel



PRF\_FIX\_ANG

Fastener for aluminium profile,



EMS

Stainless steel knurled thumb nut, Knurled

## Complementary products



TCL-ECL

Adjusting nut, Fine thread