

Steel or stainless steel A2

SHW
WM

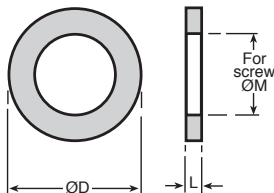
- **Conforms to DIN125**
- Working temperature:
up to +430°C
- Material:
Stainless steel A2
303/304
- Sold by the packet

Accessories

- Steel and stainless steel screws

Option

- Also available in stainless steel 316 (A4)



DISCOUNTS

N° packs	1+	6+	11+
Discounts	List	-10%	On request

Part number	For thread ØM	ØD	L	Quantity per packet	Stock*	Price each 1 to 5
Steel						
WM-2/B	M2	5	0,3	200	-	3,10 €
WM-2.5/B	M2,5	6	0,5	200	-	2,33 €
WM-3/B	M3	7	0,5	200	-	2,48 €
WM-4/B	M4	9	0,8	200	✓	2,82 €
WM-5/B	M5	10	1,0	100	-	2,33 €
WM-6/B	M6	12	1,6	100	-	2,75 €
WM-8/B	M8	16	1,6	100	✓	3,30 €
WM-10/B	M10	20	2,0	100	✓	4,65 €
WM-12/B	M12	24	2,5	100	-	7,41 €
WM-14/B	M14	28	2,5	100	-	9,06 €
WM-16/B	M16	30	3,0	100	-	13,97 €
WM-20/B	M20	37	3,0	100	-	15,79 €
Stainless steel A2						
SHW-2/B	M2	5	0,3	2000	✓	10,53 €
SHW-2.5/B	M2,5	6	0,5	2000	✓	17,60 €
SHW-3/B	M3	7	0,5	1000	✓	2,76 €
SHW-4/B	M4	9	0,8	1000	✓	5,59 €
SHW-5/B	M5	10	1,0	1000	✓	7,70 €
SHW-6/B	M6	12	1,6	1000	✓	18,27 €
SHW-8/B	M8	16	1,6	500	✓	12,41 €
SHW-10/B	M10	20	2,0	500	✓	30,59 €
SHW-12/B	M12	24	2,5	200	✓	26,01 €
SHW-14/B	M14	28	2,5	200	✓	31,37 €
SHW-16/B	M16	30	3,0	200	✓	32,07 €
SHW-20/B	M20	37	3,0	200	✓	43,93 €

*Depending on availability - Dimensions in mm

Our other products



PW_PWG1

Worm - precision range, Steel



CHA_GC_9SS

Hinge (stainless steel), To be welded



HTD8M_50

HTD-type pulley for RPP-type belt, HTD8 Steel




PV2R

Adjustable suction-cup support, Increased grip



KBS_UU

Linear bearing, Precision - stainless steel / -20°C +80°C



PNA_R

PERIFLEX elastic coupling, Replacement tyre




RBNpl

Wheel pivoting with plate, Steel - rubber



PTA50

Levelling foot with pressed base, Ø 50




RPPM

RPP type belt by the metre, RPP5 Steel cored polyurethane



BLH40

Right angled gearbox, from 3 to 10.30 Nm



T5courroie

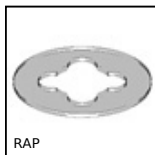
Closed belt, T5 Steel cored polyurethane



CR100

Accessories for tubes, Swivel caster

Complementary products



RAP

Captive washer, Nylon



VTH

Hexagonal headed screw VTH - DIN 933, Steel class 8.8



SHN

Six-sided nut - DIN 934, Steel (Class 6|8)



BOX-WM

Washer - DIN 125, Box set of steel washers