

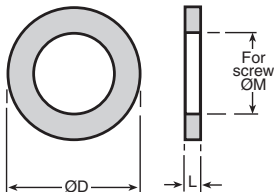
Steel or stainless steel A2

SHW
WM

- **Conforms to DIN125**
- **Material:**
Zinc plated steel
Stainless steel A2 303/304
(working temperature:
up to +430°C)
- Sold by the packet

Option

- Also available in stainless steel 316 (A4)



DISCOUNTS

N° packs	1+	6+	11+
Discounts	List	-10%	On request

Part number	For thread ØM	ØD	L	Quantity per packet	Stock*	Price each 1 to 5
Steel						
WM-2/B	M2	5	0,3	200	-	3,10 €
WM-2.5/B	M2,5	6	0,5	200	-	2,33 €
WM-3/B	M3	7	0,5	200	-	2,48 €
WM-4/B	M4	9	0,8	200	✓	2,82 €
WM-5/B	M5	10	1,0	100	-	2,33 €
WM-6/B	M6	12	1,6	100	-	2,75 €
WM-8/B	M8	16	1,6	100	✓	3,30 €
WM-10/B	M10	20	2,0	100	✓	4,65 €
WM-12/B	M12	24	2,5	100	-	7,41 €
WM-14/B	M14	28	2,5	100	-	9,06 €
WM-16/B	M16	30	3,0	100	-	13,97 €
WM-20/B	M20	37	3,0	100	-	15,79 €
Stainless steel A2						
SHW-2/B	M2	5	0,3	2000	✓	10,37 €
SHW-2.5/B	M2,5	6	0,5	2000	✓	17,35 €
SHW-3/B	M3	7	0,5	1000	✓	2,73 €
SHW-4/B	M4	9	0,8	1000	✓	5,51 €
SHW-5/B	M5	10	1,0	1000	✓	7,59 €
SHW-6/B	M6	12	1,6	1000	✓	18,00 €
SHW-8/B	M8	16	1,6	500	✓	12,24 €
SHW-10/B	M10	20	2,0	500	✓	30,15 €
SHW-12/B	M12	24	2,5	200	✓	25,64 €
SHW-14/B	M14	28	2,5	200	✓	30,91 €
SHW-16/B	M16	30	3,0	200	✓	31,60 €
SHW-20/B	M20	37	3,0	200	✓	43,28 €

*Depending on availability - Dimensions in mm

Our other products



INS100

Self tapping inserts-coarse thread, Coarse thread



CDGamme

Compression spring
DIN2095, DIN 2095



AT5P_AT10P

Connecting plate for
AT type timing belts,
AT10



IN1

Internal gear, Steel
20NCD2



MAX22

Motor-gearbox 12V
and 24V DC, from
0,07 to 0,2Nm



SA_SAKH

Housing for linear
bearing, Closed - light
load




LBE

Miniature closed
linear bearing,
Miniature



RBNpl

Fixed castor with
plate, Steel - rubber




VP

Small 6 lobe threaded
handle - male,
Duroplast - Steel



UTKpwr

Utilitak® V rail, V rail



M0

Worm and wheel set,
Machined plastic
(delrin)



SSE

Stainless steel
spherical bearing,
Stainless steel / PTFE

Complementary products



VTH

Hexagonal headed
bolts, Steel class 8.8



SHN

Hexagonal nut
DIN934, Steel (Class
6[8])



VCMB

Dual-thread screw
wood/metal, Steel



BOX-WM

Box set of washer -
DIN125, Box set of
steel washers