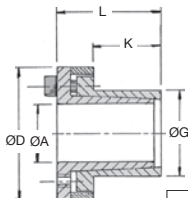


- Inserts between the shaft and the bore
- High transmissible torque
- Contact pressure spread evenly
- Easy to assembly and dismantle
- Reduced width
- Backlash free
- **No constraints due to keyway**
- Increases the resistant part of the shaft
- Suitable for alternating rotational movements

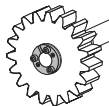
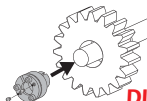


### Options

- Other diameters available (up to 100mm bore)

### Info

- \* PN: hub surface pressure
- \* Pw: shaft surface pressure



### DISCOUNTS

Qty	1+	6+	10+	20+	40+	60+
Disc.	List	-20%	-30%	-40%	-50%	On request

Part number	ØA	ØG	ØD	L	Screw M	K	Tightening torque TA(Nm)	Transmissible torque T (Nm)	*Pw (N/mm <sup>2</sup> )	*PN (N/mm <sup>2</sup> )	Stock*	Price each 1 to 5
RT25-6-14	6	14	25	22,5	3xM3x10	10,0	2,2	12	190	80	✓	24,90 €
RT25-8-15	8	15	27	25,5	3xM4x12	12,0	5,0	29	205	110	✓	21,87 €
RT25-9-16	9	16	28	27,5	3xM4x12	14,0	5,0	31	150	85	✓	22,10 €
RT25-10-16	10	16	28	27,5	3xM4x12	14,0	5,0	35	140	85	✓	22,10 €
RT25-11-18	11	18	32	27,5	4xM4x12	14,0	5,0	52	170	105	✓	22,36 €
RT25-12-18	12	18	32	27,5	4xM4x12	14,0	5,0	58	150	100	✓	22,36 €
RT25-14-23	14	23	39	27,5	4xM4x12	14,0	5,0	69	140	80	✓	20,15 €
RT25-16-24	16	24	45	36,5	4xM6x12	16,0	17,0	180	148	98	✓	23,51 €
RT25-18-26	18	26	47	39,5	4xM6x18	19,0	17,0	200	180	125	✓	23,65 €
RT25-19-27	19	27	49	39,5	4xM6x18	19,0	17,0	210	170	120	✓	23,65 €
RT25-20-28	20	28	50	39,5	4xM6x18	19,0	17,0	220	160	115	✓	24,52 €
RT25-22-32	22	32	54	46,5	4xM6x18	26,0	17,0	250	115	80	✓	26,75 €
RT25-24-34	24	34	56	46,5	6xM6x18	26,0	17,0	395	146	102	-	26,79 €
RT25-25-34	25	34	56	46,5	6xM6x18	26,0	17,0	410	140	102	✓	27,38 €
RT25-28-39	28	39	61	46,5	6xM6x18	25,5	17,0	465	135	98	✓	30,37 €
RT25-30-41	30	41	62	46,5	6xM6x18	25,5	17,0	510	127	90	✓	31,08 €
RT25-32-43	32	43	65	46,5	8xM6x18	25,5	17,0	705	146	108	✓	33,84 €
RT25-35-47	35	47	69	52,5	8xM6x18	31,5	17,0	790	105	80	-	34,50 €
RT25-38-50	38	50	72	52,5	8xM6x18	31,5	17,0	860	100	76	✓	39,42 €
RT25-40-53	40	53	75	52,5	8xM6x18	31,5	17,0	900	96	72	✓	41,20 €
RT25-42-55	42	55	78	52,5	8xM6x18	31,5	17,0	940	90	70	-	45,75 €
RT25-45-59	45	59	86	71,0	8xM8x22	45,0	41,0	1840	110	85	-	62,25 €
RT25-48-62	48	62	87	71,0	8xM8x22	45,0	41,0	2000	105	80	-	66,97 €
RT25-50-65	50	65	92	71,0	8xM8x22	45,0	41,0	2100	100	75	✓	72,49 €
RT25-55-71	55	71	98	81,0	9xM8x22	55,0	41,0	2580	85	65	-	87,26 €

\*Depending on availability - Dimensions in mm

## Our other products



PSG055

Spur gear - precision range, Stainless steel 303



PPS

Lifting ring, Universal threaded




YG2

HEAVY DUTY spur gear, Steel 35NCD6



DB

Steel bevel gear, 2:1



AC

Strike for toggle latch, 20mm



PSG085

Spur gear - precision range, Stainless steel 316




NCT

Square tube connector, Fixed angle



CLR

Straight clevis, Straight clevis for use with a male clevis



RPP5

RPP heavy duty timing belt, RPP5



PP50

Worm and wheel gear reducer, from 6.50 to 12.80 Nm



BLHB20

Right angled gearbox, bored shafts, up to 1.77 Nm



PLM-SC

Magnetic stud with central countersunk hole, With milled bore

## Complementary products



RT70

Self-centering locking Assembly, Medium/high torque



RTT

Locking Assembly, Medium/high torque



RT61

Self-centering locking Assembly, Medium/low torque



RT61ss

Self-centering locking Assembly, Medium/low torque