

Spherical seating washer **DIN6319** **Ste** **DIN** **Stock**

For M6-M24 screws

RCC RCX

- Use a concave washer with a convex washer
- Material:
Treated steel, tempered,
Manganese phosphating
- Other sizes on request



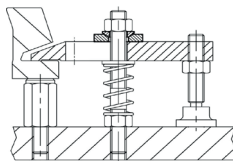
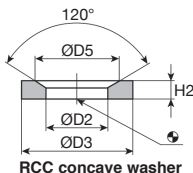
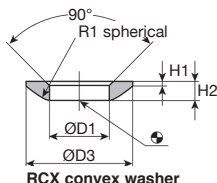
RCX



RCC

Advantages

- Good distribution of clamping force
- Ensures that the screw head is in the right position



DISCOUNTS

Qty	1+	6+	20+	50+
Disc.	Net	-5%	-10%	On request

Part number	For screw	ØD1 H13	ØD3	ØD5	H1	H2	R1	Max static load (kN)	Stock*	Price each 1 to 5
Convex washer										
RCX-6	M6	6,4	12	-	0,7	2,3	9	9	✓	0,92 €
RCX-8	M8	8,4	17	-	0,6	3,2	12	17	✓	0,95 €
RCX-10	M10	10,5	21	-	0,8	4	15	26	✓	1,31 €
RCX-12	M12	13	24	-	1,1	4,6	17	38	✓	1,67 €
RCX-14	M14	15	28	-	1,4	5	22	53	-	2,38 €
RCX-16	M16	17	30	-	1,3	5,3	22	73	-	2,38 €
RCX-20	M20	21	36	-	2	6,3	27	117	-	3,60 €
RCX-24	M24	25	44	-	2,4	8,2	32	168	-	5,38 €
Concave washer										
RCC-6	M6	7,1	12	11	-	2,8	-	9	✓	0,99 €
RCC-8	M8	9,6	17	14,5	-	3,5	-	17	✓	1,10 €
RCC-10	M10	12	21	18,5	-	4,2	-	26	✓	1,38 €
RCC-12	M12	14,2	24	20	-	5	-	38	✓	1,74 €
RCC-14	M14	16,5	28	24,8	-	5,6	-	53	-	2,92 €
RCC-16	M16	19	30	26	-	6,2	-	73	-	2,92 €
RCC-20	M20	23,2	36	31	-	7,5	-	117	-	3,95 €
RCC-24	M24	28	44	37	-	9,5	-	168	-	6,02 €

* Subject to available stocks, All dimensions in mm

Our other products



VBFP

Small 6 lobe threaded handle - female, Duroplast - Stainless steel



PML

Solid foot mount for heavy loads, Ø 100, 120 or 150



H3

Crossed helical gear
crossed axis at 90°,
Steel 20NCD2



MEB

Moulded plastic bevel gear (nylon), 1:1



DB_ECO

Eco. range steel bevel gear, 2:1



CHB

Double output shaft,
For CHB gearbox



SVG

Adjustable latch clamp with strike plate, Stroke from 118mm to 130,5mm



BUH77

Motor-gearbox 12V and 24V DC, from 0.1 to 2 Nm



PLM-16A

Magnetic stud with threaded hole, With threaded hole



PRF_CLIP_45

Cable clip for aluminium profile, For cable chute



G0

Steel spur gear, Steel 20NCD2



RVM14

Manual worm and wheel gearbox, Worm/wheel

Complementary products



RCX-6

Spherical tilt washer - DIN6319, concave



RCC_RCX

Spherical tilt washer - DIN6319, concave



RCC_RCX

Spherical tilt washer - DIN6319, convex