

Self aligning washers



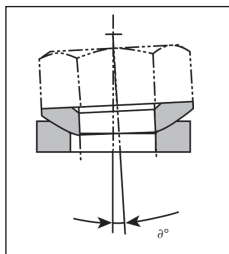
RCC
RCX

For M6-M12 screws

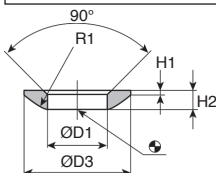
- Use a pair of one concave and one convex washer
- Material: stainless steel 1.4305

Advantages

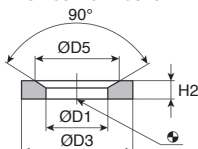
- Spreads pressure uniformly
- Ensures screw head seats correctly



Typical application



RCX convex washer



RCC concave washer



DISCOUNTS

Qty	1+	6+	20+	50+
Disc.	List	-5%	-10%	On request

Part number	For screw	ØD1 H13	ØD3	ØD5	H1	H2	R1	Max.static load (kN)	Stock*	Price each 1 to 5
Convex washer										
RCX-6/SS	M6	6,4	12	-	0,7	2,3	9	9	✓	1,93 €
RCX-8/SS	M8	8,4	17	-	0,6	3,2	12	17	✓	2,63 €
RCX-10/SS	M10	10,5	21	-	0,8	4,0	15	26	✓	3,60 €
RCX-12/SS	M12	13,0	24	-	1,1	4,6	17	38	✓	4,30 €
Concave washer										
RCC-6/SS	M6	7,1	12	11,0	-	2,8	-	9	✓	1,96 €
RCC-8/SS	M8	9,6	17	14,5	-	3,5	-	17	✓	2,80 €
RCC-10/SS	M10	12,0	21	18,5	-	4,2	-	26	✓	3,82 €
RCC-12/SS	M12	14,2	24	20,0	-	5,0	-	38	✓	4,46 €

*Depending on availability - Dimensions in mm

Our other products



CHT

Asynchronous AC Motor 1.1 to 1.85kW, 1.1 to 1.85kW



VPRA_M

Handwheel with handle, Thermosetting plastic - galvanised steel hub



ZG1

Plastic spur gear, Machined plastic (delrin)



PV2R

Adjustable suction-cup support, Increased grip



BPH

Ball transfer unit plain fit, High



RURp

Fixed caster with plate, Polyurethane - Aluminium rim (Free running)



PRF-P

Aluminium profile feet support, For feet or casters



RTL450

Self-centering locking assembly, High torque



RFVfp

Stainless steel worm and wheel gearboxes, Mounting bracket



PX

Optional output shaft stainless steel, P gearboxes single



RPP

Connecting plate for RPP type timing belts, RRP5



PTA50

Articulated levelling foot, pressed base Ø50, Ø 50

Complementary products



RCC_RCX

Spherical tilt washer - DIN6319, concave



SHN

Hexagonal nut DIN934, A2 Stainless steel



WTM

Tightening washer - DIN6340, Steel



RCX-6

Spherical tilt washer - DIN6319, convex