

PW Worm and wheel set

PSW Worm available in pre-treated or **stainless steel**

Module 1,5

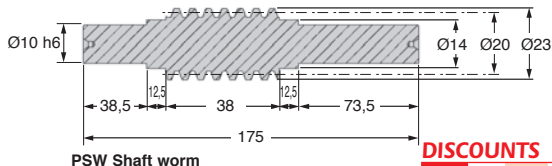
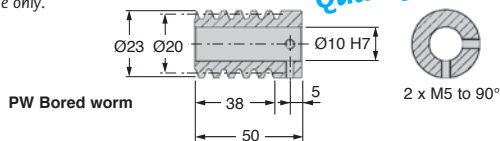


- **Quality grade 7e25 DIN 3974**
- Pressure angle: 20°
- Material:
 - Pre-treated steel 35NCD6, 28HRC
 - Stainless steel 303
- Tooth thickness conforms to DIN 3967

Info.

- Torque figures are for 100 rpm and are given as a guide only.

Quality grade 7e25



DISCOUNTS

Qty	1+	6+	19+	50+
Disc.	List	-5%	-10%	On request

Part number		No of starts	Price each 1 to 5	
Steel	Stainless steel		Steel	Stainless steel
Bored worm				
PW1.5-1	PW1.5-1S	1	65,38 €	85,01 €
PW1.5-2	PW1.5-2S	2	65,38 €	85,01 €
PW1.5-3	PW1.5-3S	3	65,38 €	85,01 €
PW1.5-4	PW1.5-4S	4	65,38 €	85,01 €
Shaft worm				
PSW1.5-1	PSW1.5-1S	1	111,16 €	144,53 €
PSW1.5-2	PSW1.5-2S	2	111,16 €	144,53 €
PSW1.5-3	PSW1.5-3S	3	111,16 €	144,53 €
PSW1.5-4	PSW1.5-4S	4	111,16 €	144,53 €

Dimensions in mm

Worm and wheel set

Bronze wheel

PWG
Module
1,5

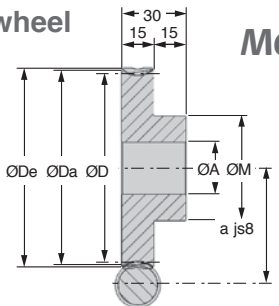
- Quality grade 7e25 DIN 3974
- Pressure angle: 20°
- Material: Bronze CA104 (CuAl10Ni5Fe4)
- Tooth thickness conforms to DIN 3967

Options

- Alternative bores (H7)
- Keyway conforming to DIN6885 (JS9)
- Tapped hole
- Hole for dowel pin

Info.

- Torque figures are for 100 rpm and are given as a guide only.
- To order, add the number of starts to the part number:
e.g. worm PW1,5-4, wheel PWG1,5-15-4



DISCOUNTS

Qty	1+	6+	19+	50+
Disc.	List	-5%	-10%	On request

Part number	No of teeth	a	ØD	ØDa	ØDe	Bore ØA	ØM	Theoretical backlash (mm)		Torque (Nm)	Price each 1 to 5
								Max.	Min.		
PWG1.5-15-1	15	21,25	22,50	25,50	27,00	6	20	0,114	-0,040	5,29	89,50 €
PWG1.5-16-1	16	22,00	24,00	27,00	28,50	6	20	0,114	-0,040	5,95	92,54 €
PWG1.5-17-1	17	22,75	25,50	28,50	30,00	6	20	0,114	-0,040	6,63	94,36 €
PWG1.5-18-1	18	23,50	27,00	30,00	31,50	6	20	0,114	-0,040	7,35	95,60 €
PWG1.5-19-1	19	24,25	28,50	31,50	33,00	6	20	0,114	-0,040	8,10	97,27 €
PWG1.5-20-1	20	25,00	30,00	33,00	34,50	6	20	0,114	-0,040	8,89	98,61 €
PWG1.5-21-1	21	25,75	31,50	34,50	36,00	8	25	0,114	-0,040	9,70	100,15 €
PWG1.5-22-1	22	26,50	33,00	36,00	37,50	8	25	0,114	-0,040	10,72	101,80 €
PWG1.5-23-1	23	27,25	34,50	37,50	39,00	8	25	0,114	-0,040	11,62	103,19 €
PWG1.5-24-1	24	28,00	36,00	39,00	40,50	8	25	0,114	-0,040	12,54	105,28 €
PWG1.5-25-1	25	28,75	37,50	40,50	42,00	8	25	0,114	-0,040	13,72	108,34 €
PWG1.5-26-1	26	29,50	39,00	42,00	43,50	8	25	0,114	-0,040	14,72	110,05 €
PWG1.5-27-1	27	30,25	40,50	43,50	45,00	8	25	0,117	-0,038	15,89	112,25 €
PWG1.5-28-1	28	31,00	42,00	45,00	46,50	8	25	0,117	-0,038	16,96	113,83 €
PWG1.5-29-1	29	31,75	43,50	46,50	48,00	10	35	0,117	-0,038	18,07	116,25 €
PWG1.5-30-1	30	32,50	45,00	48,00	49,50	10	35	0,117	-0,038	19,36	119,34 €
PWG1.5-35-1	35	36,25	52,50	55,50	57,00	10	35	0,137	-0,048	25,55	148,30 €
PWG1.5-40-1	40	40,00	60,00	63,00	64,50	12	45	0,137	-0,048	32,49	181,26 €
PWG1.5-45-1	45	43,75	67,50	70,50	72,00	12	45	0,137	-0,048	40,80	226,63 €
PWG1.5-48-1	48	46,00	72,00	75,00	76,50	12	45	0,137	-0,048	45,83	254,53 €
PWG1.5-50-1	50	47,50	75,00	78,00	79,50	14	55	0,137	-0,048	50,09	273,94 €
PWG1.5-55-1	55	51,25	82,50	85,50	87,00	14	55	0,139	-0,045	59,47	325,86 €
PWG1.5-60-1	60	55,00	90,00	93,00	94,50	14	55	0,139	-0,045	69,55	382,10 €
PWG1.5-65-1	65	58,75	97,50	100,50	102,00	14	55	0,139	-0,045	83,42	436,57 €
PWG1.5-70-1	70	62,50	105,00	108,00	109,50	16	65	0,139	-0,045	95,32	500,87 €
PWG1.5-75-1	75	66,25	112,50	115,50	117,00	16	65	0,139	-0,045	107,92	569,42 €
PWG1.5-78-1	78	68,50	117,00	120,00	121,50	16	65	0,139	-0,045	115,82	612,92 €
PWG1.5-80-1	80	70,00	120,00	123,00	124,50	16	65	0,139	-0,045	121,32	642,63 €

Wheels available with 15 to 80 teeth

Dimensions in mm

Our other products



VRSSs
Male swivelling lifting rings stainless steel, Male swivelling - s...



LVT
Miniature motorised actuator 4A, 4 ampers



TCLar
Automatic chain tensioner, With wide guide



VPRA_M
Handwheel with handle, Thermosetting plastic - stainless steel hub



CHTRP
Single and dual output gearboxes, Up to 87,3Nm



CAP815
Slim slat top chain stainless steel, Narrow range 815



CHINV
Invisible hinge, Invisible - Opening up to 90°



RFK38C
Hypoid gearbox - Stainless steel, up to 200 Nm



INO
Internal gear, Steel 20NCD2



ZBRA
Machined plastic bevel gear , 1:1



PW_PWG25
Wheel - precision range, Bronze



NRR
Adjustable support clamp, Adjustable support clamp

Complementary products



PW_PWG15
Wheel - precision range, Bronze



M1
Worm and wheel set, Non hardened steel