

PW Worm and wheel set

PSW Worm available in pre-treated or **stainless steel**

Module 0,5

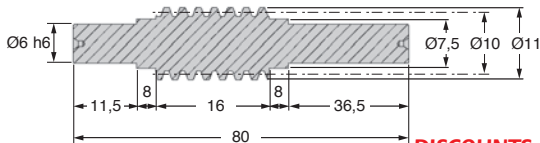
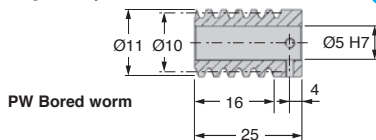


- **Quality grade 7e DIN 58405**
- Pressure angle: 20°
- Material:
 - Pre-treated steel 35NCD6, 28 HRC
 - Stainless steel 303
- Tooth thickness conforms to DIN 58405

Info.

- Torque figures are for 100 rpm and are given as a guide only.

Quality grade 7e



DISCOUNTS

Qty	1+	6+	19+	50+
Disc.	List	-5%	-10%	On request

Part number		No of starts	Price each 1 to 5	
Steel	Stainless steel		Steel	Stainless steel
Bored worm				
PW0.5-1	PW0.5-1S	1	42,41 €	53,53 €
PW0.5-2	PW0.5-2S	2	44,64 €	53,53 €
PW0.5-3	PW0.5-3S	3	44,64 €	53,53 €
PW0.5-4	PW0.5-4S	4	44,64 €	53,53 €
Shaft worm				
PSW0.5-1	PSW0.5-1S	1	79,03 €	94,89 €
PSW0.5-2	PSW0.5-2S	2	79,03 €	94,89 €
PSW0.5-3	PSW0.5-3S	3	79,03 €	94,89 €
PSW0.5-4	PSW0.5-4S	4	79,03 €	94,89 €

Dimensions in mm

Worm and wheel set

Bronze wheel

PWG

Module
0,5

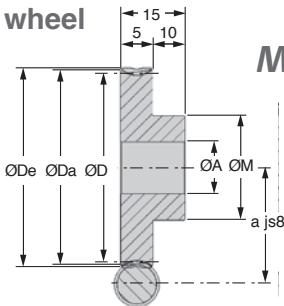
- Quality grade 7e DIN 58405
- Pressure angle: 20°
- Material: Bronze CA104 (CuAl10Ni5Fe4)
- Tooth thickness conforms to DIN 3967

Options

- Alternative bores (H7)
- Keyway conforming to DIN6885 (J59)
- Tapped hole
- Hole for dowel pin

Info.

- Torque figures are for 100 rpm and are given as a guide only.
- To order, add the number of starts to the part number:
e.g. worm PW0,5-4, wheel PWG0,5-15-4



DISCOUNTS

Qty	1+	6+	19+	50+
Disc.	List	-5%	-10%	On request

Part number	No of teeth	a	ØD	ØDa	ØDe	Bore ØA	ØM	Theoretical backlash (mm)		Torque (Nm)	Price each 1 to 5
								Max.	Min.		
PWG0,5-18-1	18	9,50	9,00	10,00	10,50	3	7,50	0,073	-0,031	1,47	41,05 €
PWG0,5-19-1	19	9,75	9,50	10,50	11,00	4	8,00	0,073	-0,031	1,55	42,19 €
PWG0,5-20-1	20	10,00	10,00	11,00	11,50	4	8,00	0,073	-0,031	1,63	43,14 €
PWG0,5-21-1	21	10,25	10,50	11,50	12,00	4	8,00	0,075	-0,030	1,71	43,73 €
PWG0,5-22-1	22	10,50	11,00	12,00	12,50	4	8,00	0,075	-0,030	1,80	44,10 €
PWG0,5-23-1	23	10,75	11,50	12,50	13,00	4	8,00	0,075	-0,030	1,88	40,99 €
PWG0,5-24-1	24	11,00	12,00	13,00	13,50	5	10,00	0,075	-0,030	1,96	41,75 €
PWG0,5-25-1	25	11,25	12,50	13,50	14,00	5	10,00	0,080	-0,033	2,04	46,26 €
PWG0,5-26-1	26	11,50	13,00	14,00	14,50	5	10,00	0,080	-0,033	2,12	46,46 €
PWG0,5-27-1	27	11,75	13,50	14,50	15,00	5	10,00	0,080	-0,033	2,20	46,68 €
PWG0,5-28-1	28	12,00	14,00	15,00	15,50	5	10,00	0,080	-0,033	2,28	46,94 €
PWG0,5-29-1	29	12,25	14,50	15,50	16,00	6	12,50	0,080	-0,033	2,37	47,00 €
PWG0,5-30-1	30	12,50	15,00	16,00	16,50	6	12,50	0,080	-0,033	2,45	47,12 €
PWG0,5-32-1	32	13,00	16,00	17,00	17,50	6	12,50	0,080	-0,033	2,61	49,12 €
PWG0,5-35-1	35	13,75	17,50	18,50	19,00	6	12,50	0,080	-0,033	2,86	51,21 €
PWG0,5-40-1	40	15,00	20,00	21,00	21,50	6	15,00	0,080	-0,033	3,26	57,31 €
PWG0,5-45-1	45	16,25	22,50	23,50	24,00	6	15,00	0,080	-0,033	3,67	59,18 €
PWG0,5-48-1	48	17,00	24,00	25,00	25,50	6	15,00	0,080	-0,033	3,92	61,20 €
PWG0,5-50-1	50	17,50	25,00	26,00	26,50	6	15,00	0,080	-0,033	4,08	62,06 €
PWG0,5-55-1	55	18,75	27,50	28,50	29,00	6	15,00	0,087	-0,033	4,53	66,65 €
PWG0,5-60-1	60	20,00	30,00	31,00	31,50	8	20,00	0,087	-0,033	4,98	73,08 €
PWG0,5-65-1	65	21,25	32,50	33,50	34,00	8	20,00	0,087	-0,033	5,43	78,66 €
PWG0,5-68-1	68	22,00	34,00	35,00	35,50	8	20,00	0,087	-0,033	5,70	81,48 €
PWG0,5-70-1	70	22,50	35,00	36,00	36,50	8	20,00	0,087	-0,033	5,89	84,35 €
PWG0,5-72-1	72	23,00	36,00	37,00	37,50	8	20,00	0,087	-0,033	6,07	87,16 €
PWG0,5-75-1	75	23,75	37,50	38,50	39,00	8	20,00	0,087	-0,033	6,35	89,99 €
PWG0,5-78-1	78	24,50	39,00	40,00	40,50	8	30,00	0,087	-0,033	6,62	92,98 €
PWG0,5-80-1	80	25,00	40,00	41,00	41,50	8	30,00	0,087	-0,033	6,81	96,03 €

Wheels available with 18 to 80 teeth

Dimensions in mm

Our other products



G2

Steel spur gear, Steel 20NCD2



RTL450

Self-centering locking assembly, High torque



AT5courroie

AT type timing belt, AT5 Steel cored polyurethane



LC

Friction clutch, 30 to 240 Nm



ADL_M

Male eye bolt conforms to DIN580, Stainless steel



PTA50

Articulated levelling foot, pressed base Ø50, Ø 50



PDD

Actuating plunger, Non-rotating detector shaft



SCA_SS

Stainless steel flat cable clamp, Stainless steel



NPTF30

Fixed tube carrier, Fixed Ø14 to Ø20



SRG

Adjustable latch clamp with strike plate, Stroke from



CHA135

Screwed hinge, 135 degrees



PRES4HR

Manual workbench press, Force up to 600kg

Complementary products



PW_PWG05

Worm - precision range, Steel



PW_PWG05

Worm - precision range, Stainless steel