

Idler chain sprocket



PTR

For standard applications

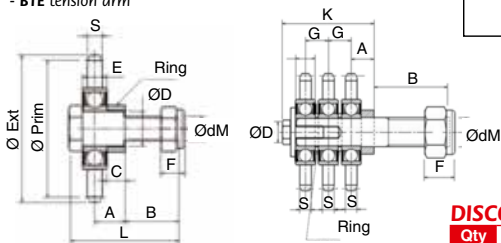
- Chain sprocket for use with the BTE universal tension arm
- With ball bearings
- Greased for life
- Material: nut, screw, and sprocket in bichromate steel
- Max speed: 70 rpm
- t° of use: -30°C to + 80°C

**Good price/
quality/ratio**



Accessory

- BTE tension arm



DISCOUNTS

Qty	1+	4+	10+
Disc.	List -10%	On request	

Part number	Pitch	No. of teeth Z	S	ØdM	ØD	A	B	C	E	F	L	Arm size	Stock*	Price
														each 1 to 3
Single chain														
PTR-04B1	6,000	15	2,6	M6	6	7	15	4	6	6	28	BTE2	✓	27,01 €
PTR-05B1	8,000	14	2,8	M8	8	7,5	16	4	7	8	30	BTE2	-	24,62 €
PTR-06B1	9,525	17	5,3	M10	12	12	22	7	10	10	44	BTE3	✓	17,16 €
PTR-08B1	12,700	17	7,2	M12	17	15	26	9	12	12	53	BTE4/BTE5	✓	18,95 €
PTR-10B1	15,800	16	9,1	M12	17	15	26	9	12	12	53	BTE4/BTE5	✓	24,60 €
PTR-12B1	19,050	14	11,1	M12	17	15	26	9	12	12	53	BTE4/BTE5	✓	28,27 €


Part number	Pitch	No. of teeth Z	ØdM	ØD	A	B	G	F	L	Arm size	Stock*	Price
												each 1 to 3
Double chain												
PTR-06B2	9,525	17	M12	12	12	35	10,24	12	35	BTE4	-	41,77 €
PTR-08B2	12,700	17	M18	17	15	45	13,92	18,5	44	BTE5	-	49,13 €
PTR-10B2	15,800	16	M20	17	15	45	16,59	20	46	BTE6	-	71,28 €
PTR-12B2	19,050	14	M20	17	15	45	19,46	20	49	BTE6	-	81,09 €
Triple chain												
PTR-06B3	9,525	17	M12	12	12	35	10,24	12	45	BTE4	-	56,53 €
PTR-08B3	12,700	17	M18	17	15	45	13,92	18,5	58	BTE5	-	73,74 €
PTR-10B3	15,800	16	M20	17	15	45	16,59	20	64	BTE6	-	105,70 €
PTR-12B3	19,050	14	M20	17	15	45	19,46	20	64	BTE6	-	110,64 €

*Depending on availability - Dimensions in mm

Our other products



SSG1_304L
Stainless steel spur gear, Stainless steel 304L



CYS
Internal circlip DIN472, internal DIN 472



CDPC
Flanged drill bushing, Steel




PRF3232
Standard aluminium profile, 32 x 32 mm



HW_HT
Half-rail guide, Wheel



PCS62K
Chain sprocket with hardened teeth, 15.875mm (DIN10B-1)



M2
Worm and wheel set, Bronze



PSG155
Spur gear - precision range, Stainless steel 303



LRRss
Latch, Spring loaded latch - stainless steel



WINGbrEcrou
Manually tightened wing nut DIN315,



BOX-TOR-D
Box set of Nitrile O-rings in nitrile, 18.00 x



MHWC
Double-disc flexible coupling, Double disk

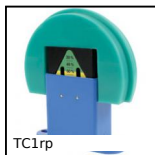
Complementary products




BTE
Universal tension arm, For standard applications



TMR
Rigid manual tensioner, Adjustable



TC1rp
Automatic chain tensioner, With 180° guide



RLR
Roll-Ring® chain tensioner, Roll-Ring® Self-adjusting