

Articulated foot with solid base Ø50 **StaSte**

PTA50 Accepts loads up to 4.000N
PTA50ss

- **Articulated foot**
- Up to +/- 10° from vertical
- **Materials:**

Steel version:

Base: Galvanised sheet steel C40
 Shaft: Galvanised steel (nut not supplied)
 Sole: Vulcanised NBR rubber, hardness 80° Shore

Stainless steel version:

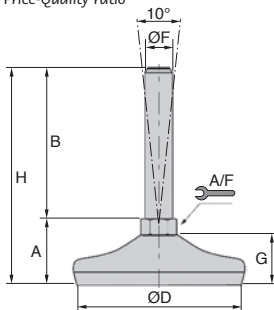
Base: Sheet stainless steel 304
 Shaft: Stainless steel 304 (nut not supplied)
 Sole: Vulcanised NBR rubber, hardness 80° Shore

Stainless steel version, sanded finish



Advantages

- Excellent Price-Quality ratio



DISCOUNTS

Qty	1+	15+	20+	25+	40+
Disc.	List	-5%	-10%	-15%	On request

Part number	ØD	Thread ØF	B	A	A/F	G	H	Load static (N)	Stock*	Price each 1 to 14
Steel foot										
PTA50-10-100	50	M10	100	29	14	19	129	4000	✓	14,72 €
PTA50-12-100	50	M12	100	29	14	19	129	4000	✓	14,72 €
PTA50-12-150	50	M12	150	29	14	19	179	4000	✓	15,87 €
PTA50-16-75	50	M16	75	29	16	19	104	4000	✓	15,09 €
PTA50-16-100	50	M16	100	29	16	19	129	4000	-	16,13 €
PTA50-16-150	50	M16	150	29	16	19	179	4000	-	18,28 €
Stainless steel foot										
PTA50-10-75/SS	50	M10	75	29	14	19	104	4000	✓	15,95 €
PTA50-10-125/SS	50	M10	125	29	14	19	154	4000	✓	18,14 €
PTA50-12-75/SS	50	M12	75	29	14	19	104	4000	✓	15,95 €
PTA50-12-125/SS	50	M12	125	29	14	19	154	4000	✓	18,14 €
PTA50-16-75/SS	50	M16	75	34	13	19	109	4000	✓	18,62 €
PTA50-16-100/SS	50	M16	100	34	13	19	134	4000	-	19,34 €
PTA50-16-150/SS	50	M16	150	34	13	19	184	4000	-	21,27 €


*Depending on availability - Dimensions in mm

Our other products



TUBE25_25

Square Tube,
Aluminium or
Stainless steel



BLHM40

Right angled gearbox,
double output shafts,
up to 10.3 Nm



CHAE6555

Decorative screwed
hinge, Aluminium



SLBS

Stainless steel
indexing plunger,
Stainless steel




INS150

Self tapping insert
with collar-coarse
thread, With collar-
coarse t...




NT61

Spur gear coaxial
gearbox, from 5 to 14
Nm - In-line




TR

Spur round rack,
Stainless steel -
module 0,25-1,5



MR_MMR

Metric section rack,
Steel



RPP3

RPP heavy duty
timing belt, RPP3



KKB-AR

Linear bearing with
inclined ball tracks,



GDR880

Straight track for slat
top chain, Ranges 880



PW_PWG3

Worm - precision
range, Steel

Complementary products