

SteSta Pressed steel articulated foot Ø150

Accepts loads up to 40,000N

PTA150
PTA150ss

- **Levelling foot**
- Brilliant finish (Sand-blasted finish for base of the stainless steel version)
- Materials:

Steel version:

Base: Chromed steel sheet C40

Rod: Chromed steel (nut not supplied)

Sole: Vulcanised rubber NBR hardness

80° Shore

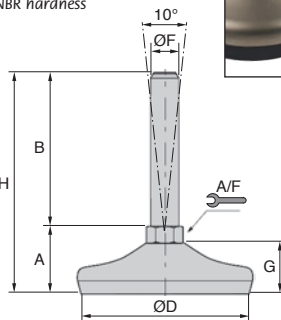
Stainless steel version:

Base: 304 stainless steel, brilliant or sand-blasted finish

Rod: 304 stainless steel (nut not supplied)

Sole: Vulcanised rubber NBR hardness 80° Shore

Sand-blasted stainless-steel version



Options

- Other rod sizes are available

DISCOUNTS

Qty	1+	15+	20+	25+	40+
Disc.	List -5%	-10%	-15%		On request

Part number		ØD	ØF	B	A	A/F	G	H	Static load (N)	Price each 1 to 14
bright	sanded finish									
Steel foot										
PTA150-24-100	-	150	M24	100	44	24	35	144	40000	52,69 €
PTA150-24-150	-	150	M24	150	44	24	35	194	40000	55,61 €
PTA150-24-200	-	150	M24	200	44	24	35	244	40000	58,77 €
PTA150-24-250	-	150	M24	250	44	24	35	294	40000	61,72 €
PTA150-30-100	-	150	M30	100	44	30	35	145	40000	57,84 €
PTA150-30-150	-	150	M30	150	44	30	35	195	40000	59,65 €
PTA150-30-200	-	150	M30	200	44	30	35	245	40000	65,66 €
PTA150-30-250	-	150	M30	250	44	30	35	295	40000	73,95 €
Stainless steel foot										
PTA150-24-100/SS	PTA150-24-100/SS/SB	150	M24	100	49	20	35	149	40000	72,32 €
PTA150-24-150/SS	PTA150-24-150/SS/SB	150	M24	150	49	20	35	199	40000	76,29 €
PTA150-24-200/SS	PTA150-24-200/SS/SB	150	M24	200	49	20	35	249	40000	80,27 €
PTA150-24-250/SS	PTA150-24-250/SS/SB	150	M24	250	49	20	35	299	40000	84,26 €
PTA150-30-100/SS	PTA150-30-100/SS/SB	150	M30	100	50	26	35	150	40000	82,29 €
PTA150-30-150/SS	PTA150-30-150/SS/SB	150	M30	150	50	26	35	200	40000	88,11 €
PTA150-30-200/SS	PTA150-30-200/SS/SB	150	M30	200	50	26	35	250	40000	93,00 €
PTA150-30-250/SS	PTA150-30-250/SS/SB	150	M30	250	50	26	35	300	40000	97,86 €

All dimensions in mm

Fax **0 825 88 6000**
Service 0,15 €/min
+ prix appel

cial2@hpceurope.com

HPC SUPPLEMENT 2019


Our other products



Drylin R® linear bearing housing, Closed - Long




Mushroom headed button, M3 to M8



Connecting plate for RPP type timing belts, RRP5



HTD Heavy duty timing pulley, HTD5 Aluminium



Plastic deep groove ball bearing, Plastic - glass balls material



Toggle latches, Standard



Stainless steel bevel gear, 2:1



Half-rail guide, Wheel



Fitting cable tools, Crimping tools



Stem support for caster, For swivel caster with central



Stainless steel flanged bearing, Stainless steel



Drive sprocket for slat top chain, Ranges 821 and 805

Complementary products



Articulated levelling foot, pressed base Ø150, Ø 150



Articulated levelling foot, pressed base Ø150, Ø 150