



Drive sprocket for plate chain

For chain ranges 821 and 805


PT821

- For driving CAP821 and CAP805 plate chains
- With bore and keyway
- Materials:
 - Reinforced polyamide
 - Stainless steel screws
- Operating temp.: -10°C to +120°C
- For dimensions and bore tolerances, please refer to technical pages

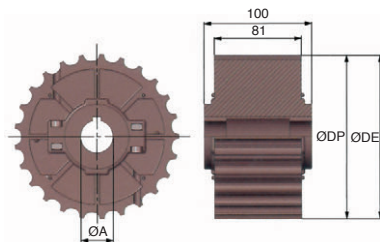
Advantage

- Two part design facilitates easy assembly

Easy assembly



Two part design



DISCOUNTS

Qty.	1+	5+	10+
Disc. List	-5%	On request	

Part number	No. of teeth	ØDE	ØDP	Bore ØA	Weight (kg)	Price each 1 to 4
PT821-25-30	25	153	153,2	30	0,9	70,12 €
PT821-25-35	25	153	153,2	35	0,9	70,12 €
PT821-25-40	25	153	153,2	40	0,9	70,12 €
PT821-25-45	25	153	153,2	45	0,9	70,12 €

Dimensions in mm

Our other products



ZDB
Machined plastic
bevel gear , 2:1




BKGS
Backlash free
coupling Gerwah®,
from 1.2 to 450Nm



PTMC
Telescopic furniture
foot, square plate



BPL
Ball transfer unit light
duty, Light



LAT4
4A motorised linear
actuator, 4 amperes



PDM_PDV
Detectable plastic
palm grip, by metal
detectors



BSM_LOK
Long-Lok spring
plunger with internal
hexagonal socket,
LONG-LOK - s...



PLB
Cylindrical spacer,
Brass



PRF-SCL
Lock for aluminium
profile, Lock for
sliding doors



RTE
Rotex®, jaw coupling,
steel



RTN
BoWex® curved tooth
gear coupling, Nylon



ADL_M
Male eye bolt
conforms to DIN580,
Stainless steel

Complementary products



CAP821
Slat top chain acetal,
Large range 821



CAP805
Slat top chain
stainless steel, Large
range 805