

Module  
1.25

Spur gear ▶ S/Steel 303

▶ S/Steel 316



- Quality grade 7e25 DIN 3961 (AGMA Q10)
- Material :
  - Stainless steel 303
  - Stainless steel 316
- Teeth profile conform to DIN 867
- Tooth thickness conforms to DIN 3967
- Efficiency approx 98%

**Options**

- Alternative bores (H7)
- Keyway conforming to DIN 6885 (J59)
- Tapped hole
- Hole for dowel pin

**Info.**

- Torque figures are for 100 rpm and are given as a guide only

Quality grade 7e25


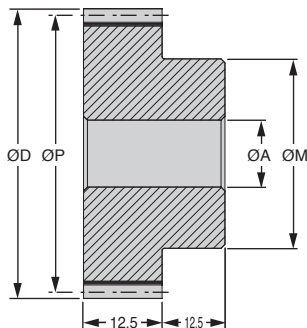
**DISCOUNTS**

Qty	1+	6+	19+	50+
Disc.	List	-5%	-10%	On request

Part number		Z	OP	OD	OA	OM	Backlash	Torque (Nm)		Weight	Price each 1 to 5	
S/steel303	S/steel 316	Teeth	Pitch	External	Bore	Boss	(mm)	S/steel 303	S/steel316 (kg)	S/steel303	S/steel 316	
PSG1.25-18S	PSG1.25-18SL	18	22.50	25.00	6	15	0,097 - 0,046	1,98	1,54	0,051	52,94 €	60,77 €
PSG1.25-19S	PSG1.25-19SL	19	23,75	26,25	6	15	0,097 - 0,046	2,09	1,62	0,056	53,73 €	61,66 €
PSG1.25-20S	PSG1.25-20SL	20	25,00	27,50	6	15	0,108 - 0,052	2,78	2,16	0,061	54,52 €	62,59 €
PSG1.25-21S	PSG1.25-21SL	21	26,25	28,75	8	20	0,108 - 0,052	2,92	2,27	0,075	56,23 €	64,59 €
PSG1.25-22S	PSG1.25-22SL	22	27,50	30,00	8	20	0,108 - 0,052	3,05	2,38	0,080	57,04 €	65,51 €
PSG1.25-23S	PSG1.25-23SL	23	28,75	31,25	8	20	0,108 - 0,052	3,19	2,48	0,085	57,31 €	65,79 €
PSG1.25-24S	PSG1.25-24SL	24	30,00	32,50	8	22	0,108 - 0,052	3,33	2,59	0,098	57,62 €	66,16 €
PSG1.25-25S	PSG1.25-25SL	25	31,25	33,75	8	22	0,109 - 0,050	3,47	2,70	0,104	59,98 €	68,92 €
PSG1.25-26S	PSG1.25-26SL	26	32,50	35,00	8	22	0,109 - 0,050	4,25	3,30	0,110	62,16 €	71,38 €
PSG1.25-27S	PSG1.25-27SL	27	33,75	36,25	8	22	0,109 - 0,050	4,41	3,43	0,116	63,43 €	72,86 €
PSG1.25-28S	PSG1.25-28SL	28	35,00	37,50	8	25	0,109 - 0,050	4,57	3,56	0,134	64,88 €	74,49 €
PSG1.25-29S	PSG1.25-29SL	29	36,25	38,75	8	25	0,109 - 0,050	4,74	3,68	0,141	66,57 €	76,42 €
PSG1.25-30S	PSG1.25-30SL	30	37,50	40,00	8	25	0,109 - 0,050	5,39	4,19	0,148	67,67 €	77,71 €
PSG1.25-32S	PSG1.25-32SL	32	40,00	42,50	8	25	0,109 - 0,050	5,75	4,47	0,163	69,41 €	79,71 €
PSG1.25-35S	PSG1.25-35SL	35	43,75	46,25	10	30	0,109 - 0,050	6,29	4,89	0,204	71,77 €	82,42 €
PSG1.25-38S	PSG1.25-38SL	38	47,50	50,00	10	30	0,109 - 0,050	6,83	5,31	0,230	74,69 €	85,77 €
PSG1.25-40S	PSG1.25-40SL	40	50,00	52,50	10	30	0,120 - 0,057	9,18	7,14	0,250	77,45 €	88,93 €
PSG1.25-42S	PSG1.25-42SL	42	52,50	55,00	10	30	0,122 - 0,055	9,64	7,50	0,270	78,02 €	89,63 €
PSG1.25-45S	PSG1.25-45SL	45	56,25	58,75	10	30	0,122 - 0,055	10,33	8,04	0,301	79,16 €	90,89 €

Dimensions in mm

# Module 1.25

## DISCOUNTS

Qty	1+	6+	19+	50+
Disc. List	-5%	-10%	On request	

Part number		Z	OP	OD	OA	OM	Backlash	Torque (Nm)		Weight	Price each 1 to 5	
S/steel303	S/steel 316	Teeth	Pitch	External	Bore	Boss	(mm)	S/steel 303	S/steel316 (kg)	S/steel303	S/steel 316	
PSG1.25-48S	PSG1.25-48SL	48	60,00	62,50	10	40	0,122 - 0,055	11,02	8,57	0,390	79,80	€ 91,62
PSG1.25-50S	PSG1.25-50SL	50	62,50	65,00	10	40	0,122 - 0,055	13,61	10,59	0,414	88,09	€ 101,16
PSG1.25-52S	PSG1.25-52SL	52	65,00	67,50	10	40	0,122 - 0,055	14,16	11,01	0,439	90,69	€ 104,16
PSG1.25-55S	PSG1.25-55SL	55	68,75	71,25	10	40	0,122 - 0,055	14,97	11,65	0,478	94,52	€ 108,50
PSG1.25-58S	PSG1.25-58SL	58	72,50	75,00	10	40	0,122 - 0,055	15,79	12,28	0,520	97,38	€ 111,79
PSG1.25-60S	PSG1.25-60SL	60	75,00	77,50	10	50	0,122 - 0,055	19,44	15,12	0,619	99,61	€ 114,37
PSG1.25-62S	PSG1.25-62SL	62	77,50	80,00	10	50	0,122 - 0,055	20,09	15,62	0,649	102,88	€ 118,16
PSG1.25-65S	PSG1.25-65SL	65	81,25	83,75	10	50	0,123 - 0,053	21,06	16,38	0,696	110,24	€ 126,60
PSG1.25-68S	PSG1.25-68SL	68	85,00	87,50	10	50	0,123 - 0,053	22,03	17,14	0,745	115,93	€ 133,13
PSG1.25-70S	PSG1.25-70SL	70	87,50	90,00	10	50	0,123 - 0,053	22,68	17,64	0,778	118,35	€ 135,87
PSG1.25-72S	PSG1.25-72SL	72	90,00	92,50	10	50	0,123 - 0,053	23,33	18,14	0,813	120,89	€ 138,82
PSG1.25-75S	PSG1.25-75SL	75	93,75	96,25	10	60	0,123 - 0,053	24,30	18,90	0,953	128,97	€ 148,07
PSG1.25-78S	PSG1.25-78SL	78	97,50	100,00	10	60	0,123 - 0,053	25,27	19,66	1,009	130,89	€ 150,31
PSG1.25-80S	PSG1.25-80SL	80	100,00	102,50	10	60	0,138 - 0,064	33,18	25,81	1,048	133,57	€ 153,39
PSG1.25-82S	PSG1.25-82SL	82	102,50	105,00	10	60	0,138 - 0,064	34,01	26,45	1,088	135,50	€ 155,51
PSG1.25-85S	PSG1.25-85SL	85	106,25	108,75	10	60	0,138 - 0,064	35,25	27,42	1,149	138,38	€ 158,88
PSG1.25-90S	PSG1.25-90SL	90	112,50	115,00	10	65	0,138 - 0,064	37,33	29,03	1,305	142,81	€ 164,02
PSG1.25-95S	PSG1.25-95SL	95	118,75	121,25	10	65	0,138 - 0,064	39,40	30,64	1,418	158,13	€ 181,55
PSG1.25-100S	PSG1.25-100SL	100	125,00	127,50	14	65	0,140 - 0,062	50,00	38,89	1,523	160,21	€ 183,98
PSG1.25-110S	PSG1.25-110SL	110	137,50	140,00	14	70	0,140 - 0,062	52,51	40,84	1,833	200,61	€ 230,32
PSG1.25-120S	PSG1.25-120SL	120	150,00	152,50	14	70	0,140 - 0,062	55,01	42,78	2,114	226,85	€ 260,47

## Our other products



Drylin R® linear bearing housing, Closed - Long



Slotted spring plunger with ball tip, Steel



Cylindrical spacer, Stainless steel 303




Moulded plastic bevel gear (nylon), 3:1



Hexagonal spacer, Steel



Lock pin for clamping, Ball lock pin



Rotary table iglidur®, Iglidur®, aluminium and stainless steel



Worm and wheel gear reducer, up to 107 Nm



Lip seal for panel, Door seal - Ø 2mm



Parallel axis helical gear, Steel 20NCD2



Miniature motorised actuator 2A, 2 amperes



Strike for toggle latch, 13mm

## Complementary products



Spur gear - precision range, Stainless steel 316



Spur gear - precision range, Pre-hardened Steel 35NCD6