

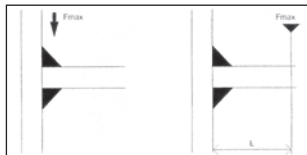
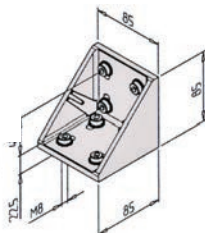
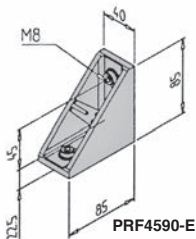

- Can be used for all types of construction, recommended for use when adding profiles to existing structures
- Use to reinforce structures
- Can be positioned anywhere along the profile length
- For heavy loads, use multiple brackets
- Fixing kit supplied
- PRF90-E supplied with cover and screw locking plate
- Material: grey powder coated aluminium GD
- Recommended tightening torque: 20Nm

Accessory

- Nut with sprung tab PRF-ECL

Info.

- *For applications requiring the use of a double bracket or single bracket, please contact us



Maximum load and torque

DISCOUNTS

Qty	1+	50+	100+
Disc.	List	-5%	On request

Part number	Max. load* (N)	Max. torque (Nm)	For profile	Tightening torque (Nm)	Stock*	Price each 1 to 49
PRF4590-E	2400	800	PRF4590	20	✓	11,08 €
PRF90-E	4800	1600	PRF4590	20	✓	24,59 €


*Depending on availability - Dimensions in mm

Our other products



PCS37K

Chain sprocket with hardened teeth, 9.525mm (DIN06B-1)



M2

Worm and wheel set, Bronze



G4-ECO

Eco range Spur gear, Steel C45



Gdal

Double universal joint eco series, Low duty



VRBS

Folding lifting ring for welding, Folding - for welding



SSB

Stainless steel bevel gear, 1:1



DOMI30

Accessories, Turntable



DILC

Indexing plunger with cam, with cam



SCH

Horizontal hook toggle clamp, SCH



PRFSRAD

Dual lock for aluminium profile, PRFSRAD



DOMI50

Accessories, Clamping lever



RPC

Wheel, Polyamide

Complementary products



PRF_ECL

Nut for aluminium profile, Steel square nut with tab



PRF_VTM

Hammerhead screw, Hammerhead screw