

# Bracket for aluminium profiles



PRF **MiniTec**

Support bracket

- Can be used for all types of construction, recommended for use when adding profiles to existing structures
- Use to reinforce structures
- Can be positioned anywhere along the profile length
- For heavy loads, use multiple brackets
- Fixing kit supplied
- Material: grey powder coated aluminium GD




## Accessories

- Nut with sprung tab PRF-ECL

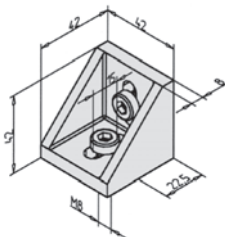
## Special application

- PRF25-E bracket has a centred section that aligns along profile slot to prevent twisting

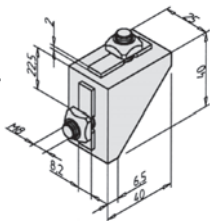


## Info.

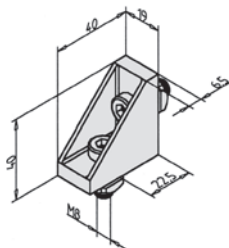
- \*Given for applications using two brackets; when using a single bracket, maximum load is reduced, please contact us for details



PRF45-E



PRF25-E



PRF19-E

## DISCOUNTS

Qty	1+	50+	100+
Disc.	List	-5%	On request

Part number	Max. load* (N)	Max. torque (Nm)	For profile	Tightening torque (Nm)	Stock*	Price each 1 to 49
PRF19-E	1200	400	PRF19, PRF32	20	✓	4,27 €
PRF25-E	1200	400	PRF19, PRF32, PRF45	20	✓	4,91 €
PRF45-E	1200	400	PRF45	20	✓	4,27 €

\*Depending on availability - Dimensions in mm

## Our other products



BAP25  
Plastic clamping  
collar, Ø25 - Ø40



CHTRP  
Single and dual  
output gearboxes, Up  
to 28,8 Nm



PAM\_SS  
Stainless steel  
articulated levelling  
foot, Ø 30 & 40




PM2  
Worm and wheel set,  
Bronze



CQA20  
Adjustment slide-  
system miniature, 20



G2  
Steel spur gear, Steel  
20NCD2



RPP  
Connecting plate for  
RPP type timing belts,  
RPP8



CHM30  
Worm and wheel gear  
reducer, up to 28 Nm




PF40  
Worm and wheel gear  
reducer, up to 18 Nm



PTGP  
Tensioner pulley, For  
flat belts



NKIB  
Combined bearing  
with inner ring, Axial  
load in both directions



BLHM30  
Right angled gearbox,  
double output shafts,  
up to 4.4 Nm

## Complementary products



PRF\_ECL  
Nut for aluminium  
profile, Steel square  
nut with tab



PRF\_VTM  
Hammerhead screw,  
Hammerhead screw