

Bracket for aluminium profiles



PRF MiniTec

Support bracket

- Can be used for all types of construction, recommended for use when adding profiles to existing structures
- Use to reinforce structures
- Can be positioned anywhere along the profile length
- For heavy loads, use multiple brackets
- Fixing kit supplied
- Material: grey powder coated aluminium GD

Accessories

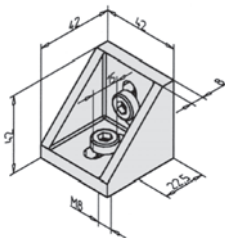

- Nut with sprung tab PRF-ECL

Special application

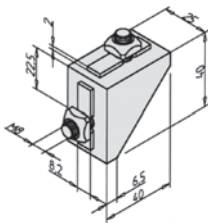
- PRF25-E bracket has a centred section that aligns along profile slot to prevent twisting

Info.

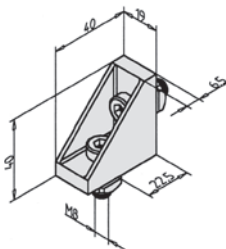
- *Given for applications using two brackets; when using a single bracket, maximum load is reduced, please contact us for details



PRF45-E



PRF25-E



PRF19-E

DISCOUNTS

Qty	1+	50+	100+
Disc.	List	-5%	On request

Part number	Max. load* (N)	Max. torque (Nm)	For profile	Tightening torque (Nm)	Stock*	Price each 1 to 49
PRF19-E	1200	400	PRF19, PRF32	20	✓	4,27 €
PRF25-E	1200	400	PRF19, PRF32, PRF45	20	✓	4,91 €
PRF45-E	1200	400	PRF45	20	✓	4,27 €

*Depending on availability - Dimensions in mm

Our other products



Stainless steel bevel gear, 2:1



Adjustable latch clamp with strike plate, Stroke from 117,4mm to 128mm



Roller for aluminium profile, Hollow roller $\varnothing 12$



Spring hinge, screwed



Panamech, Multi-Beam, Aluminium - with clamping jaw



Steel spur gear, Steel 20NCD2



Mushroom headed button, M3 to M8



303 Stainless steel ball pin, 303 Stainless steel



Eco range Spur gear, Steel C45



Stainless steel cylindrical elastomeric mount, Stainless steel



Mechanical catch, Quick closing catch



Worm and wheel gear reducer, up to 164 Nm

Complementary products



Nut for aluminium profile, Steel square nut with tab



Hammerhead screw, Hammerhead screw