

# Hinge for aluminium profile

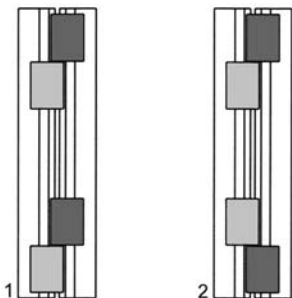

Removable hinge

**MiniTec** PRFCHA

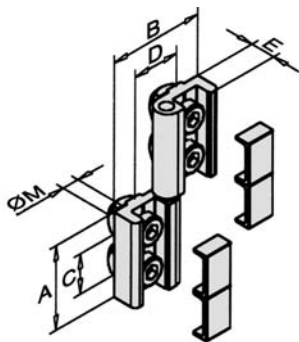
- Hinges for removable doors and panels
- Hinge position determines whether door is removable
- Allows profiles to be joined at any angle
- Supplied with covers and fixing kit
- Material:
  - Body: anodised aluminium
  - Pin: steel

## Assembly

- Fit onto the two profiles at a suitable position using the fixing kit supplied
- Arrangement 1 allows door/panel to be removed
- Arrangement 2 means door/panel cannot be removed



Mounting positions



## DISCOUNTS

Qty.	1+	50+	100+
Disc.	List -5%	On request	

Part number	A	B	C	D	E	øM	For profile	Load (N)	Stock	Price each 1 to 49
PRF-19-CHA-D	40	46,5	19	23	12	M8	PRF19	400	-	10,24 €
PRF-32-CHA-D	40	59,5	19	36	12	M8	PRF19, PRF32, PRF45	400	✓	10,24 €
PRF-45-CHA-D	40	72,5	19	49	12	M8	PRF45	400	-	10,24 €

\*Depending on availability

## Our other products



PRF\_ER

Joining bar for aluminium profile, joint bar



IN1

Internal gear, Steel 20NCD2



M0

Worm and wheel set, Bronze



SH0

Parallel axis helical gear, Steel 20NCD2



RBNpl

Swivel castor with double brake, Steel - rubber



PSPT

Flexible tube handle, PVC



TS01\_TW01

Drylin® T linear slide, up to 7000 N



NIN

Self-locking nut, A2 Stainless steel



SUPss

Self-centering clamping hub stainless steel,



PSG15

Spur gear - precision range, Case hardened steel 20NCD2



B\_ECO

Eco. range steel bevel gear, 1:1



SSE

Stainless steel spherical bearing, Stainless steel / PTFE

## Complementary products



PRF4545

Standard aluminium profile, 45 x 45 mm



PRF\_CHA

Hinge for aluminium profile, Surface mounting hinge



ACLCHAR

Hinge for aluminium profile, With elongated holes



ACLCHARJ

Hinge for aluminium profile, Adjusts in 2 directions