

# Hinge for aluminium profile

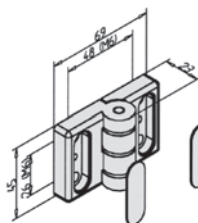
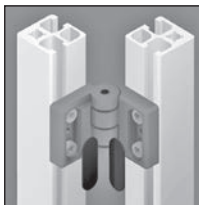
Stock

PRFCHA **MiniTec**

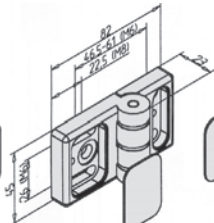
Framing hinge

**- Face mounting hinges**

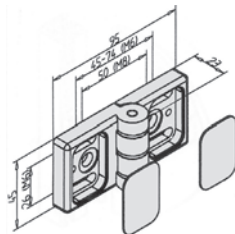
- Designed to support large doors and panels
- Allows profiles to be joined at any angle
- For heavy doors/panels, use multiple hinges
- Supplied with protective covers but not the fixing kit
- Material: grey powder coated aluminium GD



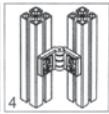
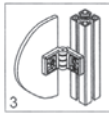
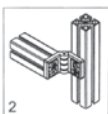
PRF19-CHA



PRF32-CHA



PRF45-CHA



Typical application

**DISCOUNTS**

|       |      |     |            |
|-------|------|-----|------------|
| Qty   | 1+   | 50+ | 100+       |
| Disc. | List | -5% | On request |

| Part number | For profile         | Load (N) | Weight (kg) | Stock* | Price each 1 to 49 |
|-------------|---------------------|----------|-------------|--------|--------------------|
| PRF-19-CHA  | PRF19, PRF32        | 600      | 0,090       | ✓      | 11,74 €            |
| PRF-32-CHA  | PRF19, PRF32, PRF45 | 600      | 0,095       | ✓      | 11,74 €            |
| PRF-45-CHA  | PRF45               | 600      | 0,104       | ✓      | 11,74 €            |

\*Depending on availability - Dimensions in mm

## Our other products



PTA150

Articulated levelling foot, pressed base  
Ø150, Ø 150



BLHB50

Right angled gearbox, bored shafts, up to 30 Nm



CHT

Asynchronous AC Motor, 0.18 to 0.55kW



PRF JL6

Lip seal for panel, Door seal - Ø 6mm



FR

Steel thread inserts, Steel



VRBS

Folding lifting ring for welding, Folding - for welding



GLT3-46

Telescopic drawer,



BCA

Steel splined collar, Steel



ASH

Hoist ring for welding, for straight lifts - for



SLB

Indexing plunger, steel class 5.8



ZDB

Machined plastic bevel gear, 2:1



YG0

HEAVY DUTY spur gear, Steel 35NCD6

## Complementary products



PRF4545

Standard aluminium profile, 45 x 45 mm