

Magnetic lock for aluminium profile

Easily adjustable lock

PRFSMA

- Lock for sliding doors on systems assembled using PRF454545 aluminium profiles

- Material:

Handle - glass-fibre reinforced PA6

Magnet - Neodymium

Magnet - stainless steel

Back plate - galvanised steel

Advantages

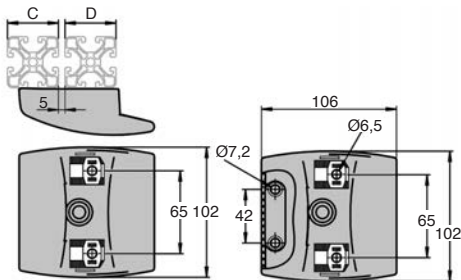
- Easy front-mounting of the handle using M6 CHC screws and the counter plate using M5 FHC screws

- No drilling required

Accessories

- CHC6-16 screws and PRF-ECL-M6 square nut, not provided

- FHC5-12 screws and PRF-ECL-M5 square nut, not provided



DISCOUNTS

Qty	1+	2+	5+
Disc. Net	-5%	-5%	On request

Part N°	C	D	Holding force (N)	Weight (g)	Price each
PRF-SMA-102	30	38, 1.5" 40, 45, 50, 60	25	168	23,78 €
	40	38, 1.5" 40, 45, 50, 60			
	45	38, 1.5" 40, 45, 50			
	50	38, 1.5" 40, 45, 50			
	60	30, 38, 1.5" 40, 45			

All dimensions in mm

0 825 88 6000
Service 0,15 € / min
+ prix appel

Fax

cial2@hpceurope.com

HPC


SUPPLEMENT 2019

241


Our other products



GDR880
Straight track for slat top chain, Ranges 880 and 881



M1
Worm and wheel set, Bronze



TBV
Manual lifting tables, 3kg



VHEH
Hexagonal headed screw with collar Hygienic Usit®, Stainless steel



LRR
Catch-plate for latch, Catch-plate



GLB
Small 6 lobe threaded handle - female, Technopolymer - Brass




PRS30
Stainless steel articulated foot Ø30, Ø 30



RBG
Wheel, Grey rubber - Polypropylene rim



PTCR
Adjustable furniture foot, square tube



PCS62K
Chain sprocket with hardened teeth, 15.875mm (DIN10B-1)



LINK64
Synchronous AC Motor and- gearbox , from 1.3 to 6Nm



DBL880
Idler for slat top chain, Ranges 880 and 881

Complementary products



CHC
Socket headed screw, Steel class 12.19



PRF_ECL
Nut for aluminium profile, Steel square nut with tab



FHCS
Countersunk screw, Stainless steel A2 - DIN 7991



PRF4545
Standard aluminium profile, 45 x 45 mm