

# Idler sprocket for plate chain



## PR882

## For chain range 882 TAB

- For use with CAP882T plate chains
- Materials:
  - Reinforced polyamide
  - Stainless steel screws
- Operating temp.: -10°C to +120°C
- For dimensions and bore tolerances, please refer to technical pages

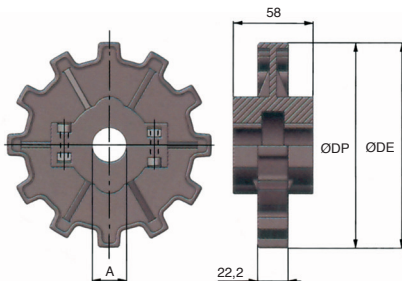
### Advantage

- Two part design facilitates easy assembly

Easy assembly



Two part design



### DISCOUNTS

Qty.	1+	5+	10+
Disc.	List	-5%	On request

Part number	No. of teeth	ØDE	ØDP	Bore ØA	Weight (kg)	Price each 1 to 4
PR882-12-25	12	148,5	147,2	25	0,38	29,36 €
PR882-12-30	12	148,5	147,2	30	0,38	29,36 €
PR882-12-35	12	148,5	147,2	35	0,38	29,36 €
PR882-12-40	12	148,5	147,2	40	0,38	29,36 €
PR882-12-45	12	148,5	147,2	45	0,38	29,36 €


Dimensions in mm

## Our other products



GCT

Pipe linch pin, Tube linch pin



PRFbou

Emergency release button for aluminium profile, Emergency release bu...



TBE12

Economic mini-table with trapezoidal leadscrew, 2kg



BPH

Ball transfer unit plain fit, High



PSG2

Spur gear - precision range, Pre-hardened Steel 35NCD6



PSG15

Spur gear - precision range, Pre-hardened Steel 35NCD6



PRF\_FIX\_ANG

Fastener for aluminium profile, Angular joint



GCL

Linear ball slide - Stainless steel balls, Chariot - from 516 N to 8...



SSDB

Stainless steel bevel gear, 2:1




F7-SN

Multifunction display, Articulated support



SMS

Spiral bevel gear, 1:1



AC

Strike for toggle latch, 15mm

## Complementary products



CAP882

Flexible slat top chain acetal, Large range 882



PT882

Drive sprocket for slat top chain, Range 882