

Idler sprocket for plate chain



PR880


For chain range 880 TAB

- For use with CAP880T plate chains
- Materials:
Reinforced polyamide
Stainless steel screws
- Operating temp.: -10°C to +120°C
- For dimensions and bore tolerances, please refer to technical pages

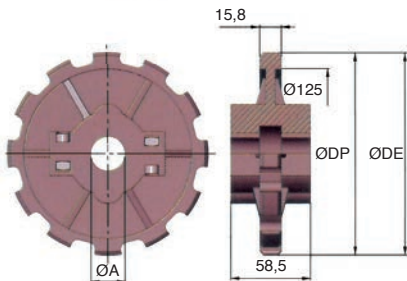
Advantage

- Two part design facilitates easy assembly

Easy assembly



Two part design




DISCOUNTS

Qty	1+	5+	10+
Disc.	List	-5%	On request

Part number	No. of teeth	ØDE	ØDP	Bore ØA	Weight (kg)	Price each 1 to 4
PR880-12-25	12	147,2	147,21	25	0,39	27,32 €
PR880-12-30	12	147,2	147,21	30	0,39	27,32 €
PR880-12-35	12	147,2	147,21	35	0,39	27,32 €
PR880-12-40	12	147,2	147,21	40	0,39	27,32 €

Dimensions in mm

Our other products



H2

Crossed helical gear
crossed axis at 90°,
Machined plastic
(delrin)



OP7

Mechanical digital
position indicator, 5
numbers



EPE

Wing nuts Hygienic
Design®, Narrow




PW_PWG25

Worm - precision
range, Steel



TBD

Manual leadscrew
table with opposing
threads, 5kg



AC

Strike for toggle latch,
15mm



CHTRP

Single and dual
output gearboxes, Up
to 9,1 Nm



HTD5M_09

HTD Heavy duty
timing pulley, HTD5
Steel



PSPE22

Conical flexible shaft
handlee Ø22, Black
PVC



HRV

V- rail guidance
Simple Select®
system, Rail with



PRF_BR

Clamp for aluminium
profile, Clamp for
profile



NKIB

Combined bearing
with inner ring, Axial
load in both directions

Complementary products



CAP880

Side flexing slim slat
top chain acetal,
Narrow range 880



PT880

Drive sprocket for slat
top chain, Range 880



BAP25

Plastic clamping
collar, Ø25 - Ø40



BAP

Plastic clamping
collar, Ø10 - Ø20