

Indexing pin for sheet metal

Stock

PPD


For thin sheets or walls

- With or without possibility to lock in open position

- Material:

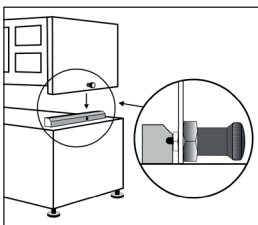
Polyamide knurled knob,
matt surface finish
Body: Chromed steel
Pin: stainless steel

Position of thin wall

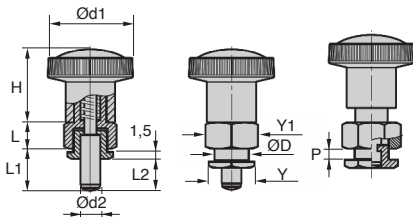


Info.

- Locking version: pull and turn to lock.



Typical application:
locking



DISCOUNTS

Qty	1+	6+	20+
Disc.	List -10%	On request	

Part number	Ød1	Ød2	L	H	L1	L2	ØD	Y	Y1	P	Weight (g)	Price each	
												Stock*	1 to 5
Non-locking													
PPD6-8	26	6	9	23	8,5	6,0	10x1,0	14	16	from 1 to 5	40	✓	24,52 €
PPD6-10	26	6	9	23	10,5	6,0	10x1,0	14	16	from 1 to 5	40	✓	24,52 €
PPD8-10	32	8	8	28	10,0	7,5	12x1,5	16	18	from 1 to 5	62	✓	26,97 €
PPD8-12	32	8	8	28	12,0	7,5	12x1,5	16	18	from 1 to 5	65	✓	26,97 €
Locking													
PPD6-8/A	26	6	9	23	8,5	6,0	10x1,0	14	16	from 1 to 5	40	✓	24,52 €
PPD6-10/A	26	6	9	23	10,5	6,0	10x1,0	14	16	from 1 to 5	40	✓	24,52 €
PPD8-10/A	32	8	10	28	10,0	7,5	12x1,5	16	18	from 1 to 5	62	-	26,97 €
PPD8-12/A	32	8	10	28	12,0	7,5	12x1,5	16	18	from 1 to 5	65	✓	26,97 €

*Subject to availability - Dimensions in mm

HPC

WEB
04/2020

www.hpceurope.com

Tél: 0 825 88 5000 Service 0,15 €/min + prix appel

Our other products



MDB_MTB
Moulded plastic bevel gear (nylon), 2:1




RIMple
Locking castor, with mounting plate



DBL880
Idler, Ranges 880 and 881



AT10_50
Synchronous pulley, AT10 steel



MO
Wheel, Machined plastic (delrin)



PWDL_PWGDL25
Worm - precision range, Peek




B_ECO
Bevel gear - Steel C43, 1:1



CLSr-CLLr
Swivelling base clevis, Steel short



BAGSS
Clamping ring, Stainless steel



T5courroie
Closed belt, T5 Steel cored polyurethane



ESCB
Support base, Bipod support element with cross support



RBS
Disc springs, Steel

Complementary products



PPF
Indexing pin, with drilled flange



BIMSS
Index bolt, miniature - Stainless steel



BIM
Index bolt, miniature