

Chain sprocket **DIN 08B-1**



Pitch 1/2"

Steel

- Pitch 1/2" (12.7mm) (DIN 08B-1)
- Roller diameter 8.51mm
- Material: Steel C43
- **HPC are unable to modify these parts**

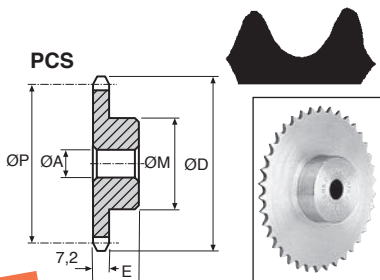
Options

- American pitch (ASA) on request
- The prebore dimensions are given as a guide only and are subject to change
- **Custom made versions available**

Accessories

- SBR-500 and SBS-500 chains

Economy range



DISCOUNTS

Qty	1+	6+	20+	40+
Disc.	List	-12%	-25%	On request


Part number	Z Teeth	ØP	ØD	ØM	ØA	E	Stock*	Price each 1 to 5
PCS50-8	8	33,18	37,2	20	10	25	✓	1,70 €
PCS50-9	9	37,13	41,0	24	10	25	✓	2,40 €
PCS50-10	10	41,10	45,2	26	10	25	✓	3,11 €
PCS50-12	12	49,07	53,0	33	10	28	✓	4,25 €
PCS50-15	15	61,09	65,5	45	10	28	✓	5,78 €
PCS50-16	16	65,10	69,5	50	12	28	✓	6,13 €
PCS50-18	18	73,14	77,8	56	12	28	✓	7,51 €
PCS50-20	20	81,19	85,8	64	12	28	✓	10,16 €
PCS50-21	21	85,22	89,7	68	14	28	✓	10,70 €
PCS50-22	22	89,24	93,8	70	14	28	✓	11,01 €
PCS50-23	23	93,27	98,2	70	14	28	-	11,57 €
PCS50-24	24	97,29	101,8	70	14	28	✓	11,76 €
PCS50-25	25	101,33	105,8	70	14	28	✓	12,44 €
PCS50-26	26	105,36	110,0	70	16	30	✓	13,22 €
PCS50-27	27	109,40	114,0	70	16	30	✓	13,41 €
PCS50-28	28	113,42	118,0	70	16	30	✓	13,76 €
PCS50-29	29	117,46	122,0	80	16	30	✓	15,69 €
PCS50-30	30	121,50	126,1	80	16	30	✓	17,35 €
PCS50-31	31	125,54	130,2	90	16	30	-	18,44 €
PCS50-32	32	129,56	134,3	90	16	30	✓	18,68 €
PCS50-33	33	133,60	138,4	90	16	30	-	19,23 €
PCS50-34	34	137,64	142,6	90	16	30	-	21,06 €
PCS50-35	35	141,68	146,7	90	16	30	✓	21,65 €
PCS50-36	36	145,72	151,0	90	20	35	✓	23,95 €
PCS50-37	37	149,76	154,6	90	20	35	-	24,69 €
PCS50-38	38	153,80	158,6	90	20	35	✓	24,92 €
PCS50-39	39	157,83	162,7	90	20	35	-	26,10 €
PCS50-40	40	161,87	166,8	90	20	35	✓	26,64 €

*Depending on availability - Dimensions in mm

Our other products



SNG
Stainless/Polymer
pillow block bearing,
Cast iron - Split pillow



TIFbout
Threaded stud -
DIN976A, Steel



MHMEP
Arm with rotating
handle, Prebored



MAX22
Motor-gearbox 12V
and 24V DC, from
0,07 to 0,2Nm




NSB
Standard linear
bearing housing,
Closed - Long



PT882
Drive sprocket for slat
top chain, Range 882



PRF4590
Standard aluminium
profile, 45 x 90 mm



DZY
Cylindrical stop, Steel



RBS
Dynamic washer
DIN2093, Steel



RAGFLOW
Floway2® roller track,
Roller track



GCA
Linch pin, Linch




SCE
U-shaped cable
clamp, Steel

Complementary products



SUA4
Single chain supplied
by the metre, Steel



SBS_M
Single chain supplied
by the metre,
Stainless steel



TCLar
Automatic chain
tensioner, With wide
guide



TCSH
Automatic chain
tensioner, With
support