

Plastic bevel gear




Ratio 1:1

Nylon PA6 moulded

- Module 1 to 3,5
- Moulded parts
- Material: Nylon 6 reinforced with 30% glass fibre

Options

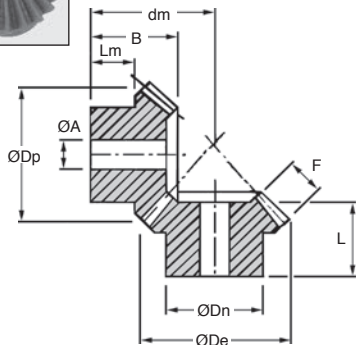
- HPC are unable to modify these parts
- Please refer to the ZDB.. or ZTB.. ranges for parts that can be modified



ØA: Pre-bored hole must be finished

Info.

- Two identical gears must be ordered to make a pair



Economy range

DISCOUNTS

Qty	1+	10+	20+	50+	100+
Disc.	List	-10%	-15%	-25%	On request

Part number	Teeth		ØDe	ØDp	B	F	ØDn	ØA	dm	L	Lm	Price each
	Z	Module										1 to 9
MEB1-16	16	1,0	17,8	16,0	14,0	4	13	5	18,59	14,0	9,0	4,72 €
MEB1.5-16	16	1,5	25,0	24,0	18,0	6	20	8	25,10	17,0	8,9	5,71 €
MEB1.5-20	20	1,5	32,1	30,0	20,0	8	22	6	28,70	18,0	9,0	6,72 €
MEB1.5-30	30	1,5	47,1	45,0	25,0	10	35	12	39,70	22,5	12,0	9,91 €
MEB2-16	16	2,0	34,8	32,0	20,0	9	25	10	28,80	17,0	9,3	8,11 €
MEB2-20	20	2,0	42,8	40,0	27,0	12	32	8	35,70	22,0	12,0	11,50 €
MEB2-30	30	2,0	62,8	60,0	30,0	16	50	12	47,80	27,0	12,8	13,12 €
MEB2.5-16	16	2,5	43,5	40,0	27,0	10	30	12	37,30	22,0	13,3	10,31 €
MEB2.5-20	20	2,5	53,5	50,0	30,0	12	38	12	45,90	27,0	16,0	12,29 €
MEB2.5-30	30	2,5	78,5	75,0	35,0	18	50	14	59,10	32,0	16,0	17,31 €
MEB3-16	16	3,0	52,2	48,0	30,0	12	38	11	44,20	26,0	16,2	15,10 €
MEB3-20	20	3,0	64,2	60,0	35,0	18	44	14	51,10	31,0	13,6	16,30 €
MEB3-30	30	3,0	94,2	90,0	40,0	22	60	20	68,10	36,0	19,0	21,30 €
MEB3.5-20	20	3,5	74,9	70,0	40,5	22	56	14	58,60	36,0	19,0	18,91 €

Dimensions in mm

Our other products



DG1

Double spur gear,
Steel 20NCD2



CHAE4060PA

Decorative hinges,
Polyamide



SRG

Adjustable latch
clamp with catch-
plate, Stroke from
117,4mm to 128mm



PTKFss

Foot for the food
industry, Stainless
steel blind nut - 3-A
standard



SH2

Parallel axis helical
gear, Machined plastic
(delrin)



GB0

Spur gear, Brass
CuZn40Pb3



ZDB

Machined plastic
bevel gear (delrin),
2:1



BOX-NINA

Self locking nut - DIN
985, Box set of steel
nuts



CLB_M

Clamping lever -
female, Zamak



B_ECO

Bevel gear - Steel
C43, 1:1



RFVfp


Stainless steel
gearbox - accessories,
Mounting bracket



GDR882

Straight track, Range
882

Complementary products



B

Bevel gear - Steel
60C40, 1:1



SSB

Stainless steel bevel
gear, 1:1



B_ECO

Bevel gear - Steel
C43, 1:1