

Plastic bevel gear



Ratio

2:1 3:1


- Module 1.5 to 3
- Moulded parts
- Material:
Nylon 6 reinforced with 30% glass fibre

Options

- We are unable to modify these parts

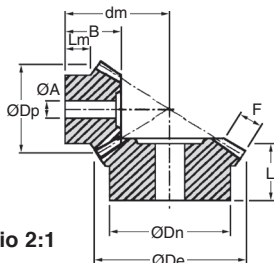
Info.

- The 2 bevels should form a matching pair
- Moulded pre-bore must be machined to suit the application
- **Pilot bore dimension given as a guide only

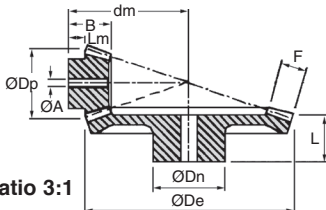


*ØA: Pilot bore requires finishing***

Moulded nylon PA6



Ratio 2:1



Ratio 3:1

Economy range

DISCOUNTS

| Qty | 1+ | 10+ | 20+ | 50+ | 100+ |
|-------|------|------|------|------|------------|
| Disc. | List | -10% | -15% | -25% | On request |

| Part number | Teeth | | Pilot bore no guaranteed | | | | | ØA* | dm | L | Lm | Stock* | Price each 1 to 9 |
|------------------|-------|--------|--------------------------|-----|------|----|-----|-----|------|------|------|--------|-------------------|
| | Z | Module | ØDe | ØDp | B | F | ØDn | | | | | | |
| Ratio 2:1 | | | | | | | | | | | | | |
| MDB1.5-16 | 16 | 1,5 | 26,7 | 24 | 18,5 | 8 | 18 | 8 | 34,9 | 17,0 | 10,3 | ✓ | 7,07 € |
| MDB1.5-32 | 32 | 1,5 | 49,3 | 48 | 20,0 | 8 | 32 | 12 | 27,5 | 17,5 | 10,0 | ✓ | 12,12 € |
| MDB2-16 | 16 | 2,0 | 35,6 | 32 | 23,0 | 10 | 24 | 10 | 45,4 | 21,0 | 12,2 | ✓ | 8,25 € |
| MDB2-32 | 32 | 2,0 | 65,8 | 64 | 25,0 | 10 | 40 | 12 | 35,2 | 22,0 | 10,0 | ✓ | 18,08 € |
| MDB2.5-16 | 16 | 2,5 | 44,4 | 40 | 27,5 | 12 | 30 | 12 | 56,0 | 25,0 | 14,4 | ✓ | 10,65 € |
| MDB2.5-32 | 32 | 2,5 | 82,2 | 80 | 30,0 | 12 | 50 | 15 | 43,5 | 26,5 | 10,0 | ✓ | 22,40 € |
| MDB3-16 | 16 | 3,0 | 53,4 | 48 | 28,0 | 15 | 40 | 14 | 61,6 | 25,0 | 11,6 | ✓ | 18,65 € |
| MDB3-32 | 32 | 3,0 | 98,7 | 96 | 33,0 | 15 | 60 | 15 | 50,4 | 30,5 | 15,0 | ✓ | 37,85 € |
| Ratio 3:1 | | | | | | | | | | | | | |
| MTB1.5-16 | 16 | 1,5 | 26,9 | 24 | 22,0 | 12 | 20 | 8 | 46,3 | 21,0 | 9,7 | ✓ | 8,41 € |
| MTB1.5-48 | 48 | 1,5 | 72,9 | 72 | 21,0 | 12 | 42 | 15 | 29,2 | 19,0 | 12,0 | ✓ | 16,16 € |
| MTB2.5-16 | 16 | 2,5 | 44,7 | 40 | 28,0 | 18 | 34 | 14 | 70,4 | 26,0 | 9,2 | - | 13,53 € |
| MTB2.5-48 | 48 | 2,5 | 121,6 | 120 | 32,0 | 18 | 60 | 20 | 44,6 | 27,0 | 16,0 | - | 25,98 € |
| MTB3-16 | 16 | 3,0 | 53,7 | 48 | 30,0 | 18 | 35 | 10 | 84,2 | 28,0 | 11,2 | - | 19,04 € |
| MTB3-48 | 48 | 3,0 | 145,9 | 144 | 38,0 | 18 | 50 | 20 | 54,1 | 32,0 | 19,0 | - | 38,81 € |

*Depending on availability - Dimensions in mm

Our other products



PO

Pull handle - Multi-sector, Smooth hole



BAG

Steel Clamping collar, Steel



MEB

Moulded plastic bevel gear (nylon), 1:1




BPM_LOK

Long-Lok slotted spring plunger with ball tip, LONG-LOK - Steel



CHMR

Reaction arm, CHM and CHMR gear reducers reaction arm



RPP8

RPP heavy duty timing belt, RPP8



MPS

Hexagonal spacer, Stainless steel 303



VB

Small 6 lobe threaded handle - female, Duroplast - Stainless steel



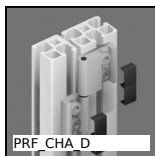
PR125

Articulated foot Ø123, Ø 123



MEF

Cylindrical sintered ferrous bush, Self-lubricating FP20



PRF_CHA_D

Hinge and joint, Lift-off hinge



SHA_PTR

Handwheel with folding handle, Polyamide

Complementary products



SSDB

Stainless steel bevel gear, 2:1



DB

Steel bevel gear, 2:1