

# Worm and wheel set



## Module 1.5 Worm in steel or machined plastic

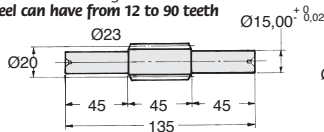


- Pitch 4.712mm
- Machined parts
- Pressure angle 20°
- Right handed lead angle
- Materials:  
Worm: Steel 20NCD2 or Delrin plastic  
Wheel: bronze CuAl10NiFe4 or Delrin plastic
- Delrin: Working temp. -50°C to +80°C

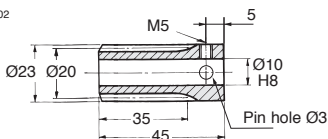


### Options

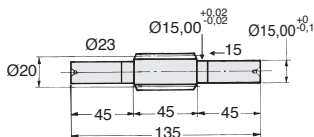
- Left handed lead angle
- Wheel can have from 12 to 90 teeth



Steel worm with shaft (SW)



Steel (W) or plastic (ZW) worm with bore



Plastic worm with shaft (ZSW)

### DISCOUNT Steel

Qty	1+	6+	20+	50+
Disc.	List	-12%	-25%	On request

### DISCOUNT Delrin

Qty	1+	6+	30+
Disc.	List	-22%	On request

Part number		No. of starts	Lead angle	Price each 1 to 5	
Worm with bore	Worm with shaft			Worm with bore	Worm with shaft

#### Non hardened steel

W1.5-1	SW1.5-1	1	4°17'	43,35 €	81,22 €
W1.5-2	SW1.5-2	2	8°31'	50,37 €	85,54 €
W1.5-3	SW1.5-3	3	12°40'	52,85 €	88,24 €
W1.5-4	SW1.5-4	4	16°42'	57,32 €	89,20 €

#### Hardened steel

WH1.5-1	SWH1.5-1	1	4°17'	61,63 €	115,41 €
WH1.5-2	SWH1.5-2	2	8°31'	71,51 €	121,51 €
WH1.5-3	SWH1.5-3	3	12°40'	75,09 €	125,23 €
WH1.5-4	SWH1.5-4	4	16°42'	81,38 €	126,72 €

#### Delrin


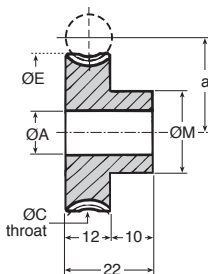
ZW1.5-1	ZSW1.5-1	1	4°17'	30,52 €	57,40 €
ZW1.5-2	ZSW1.5-2	2	8°31'	35,35 €	60,45 €
ZW1.5-3	ZSW1.5-3	3	12°40'	37,16 €	62,26 €
ZW1.5-4	ZSW1.5-4	4	16°42'	40,29 €	62,93 €

Dimensions in mm

## Wheel in bronze or machined plastic Module 1.5

### Info.

- Pitch 4.712mm
- To order, add the number of starts on the worm to the wheel's part number.  
E.g: worm **W1.5-1**.  
wheel **M1.5-20/1**
- The use of a delrin worm with a delrin wheel is only recommended for occasional use. The use of a delrin worm with a steel wheel is preferred.



### Torque and power indication for 50 teeth at 1000 rpm (input)

WHEEL material	Bronze Nm (kW)	Delrin Nm (kW)
Steel	16.80 (0.035)	10.05 (0.021)
Hardened steel	30.00 (0.063)	-
Delrin	-	3.97 (0.008)

### DISCOUNT Bronze

Qty	1+	6+	20+	50+
Disc.	List -12%	-25%	On request	

### DISCOUNT Delrin


Qty	1+	6+	30+
Disc.	List -22%	On request	

Part number		Z	Centres					Price each 1 to 5		
Bronze	Plastic	Teeth	ØP	a	ØC	ØE	ØM	ØA	Bronze	Plastic
M1.5-12	ZM1.5-12	12	18,00	19,00	21,00	22,50	15	8	45,14 €	22,68 €
M1.5-15	ZM1.5-15	15	22,50	21,25	25,50	27,00	18	8	55,69 €	27,94 €
M1.5-18	ZM1.5-18	18	27,00	23,50	30,00	31,50	18	8	59,52 €	29,94 €
M1.5-20	ZM1.5-20	20	30,00	25,00	33,00	34,50	20	10	61,41 €	33,91 €
M1.5-22	ZM1.5-22	22	33,00	26,50	36,00	37,50	20	10	63,34 €	35,11 €
M1.5-24	ZM1.5-24	24	36,00	28,00	39,00	40,50	20	10	65,46 €	36,19 €
M1.5-25	ZM1.5-25	25	37,50	28,75	40,50	42,00	25	10	67,41 €	37,36 €
M1.5-28	ZM1.5-28	28	42,00	31,00	45,00	46,50	25	10	70,81 €	44,52 €
M1.5-30	ZM1.5-30	30	45,00	32,50	48,00	49,50	30	15	74,18 €	46,76 €
M1.5-32	ZM1.5-32	32	48,00	34,00	51,00	52,50	30	15	76,70 €	48,30 €
M1.5-34	ZM1.5-34	34	51,00	35,50	54,00	55,50	30	15	85,53 €	53,87 €
M1.5-40	ZM1.5-40	40	60,00	40,00	63,00	64,50	30	15	115,01 €	72,47 €
M1.5-42	ZM1.5-42	42	63,00	41,50	66,00	67,50	30	15	127,11 €	80,05 €
M1.5-48	ZM1.5-48	48	72,00	46,00	75,00	76,50	30	15	161,52 €	101,75 €
M1.5-50	ZM1.5-50	50	75,00	47,50	78,00	79,50	30	15	173,81 €	109,49 €
M1.5-60	ZM1.5-60	60	90,00	55,00	93,00	94,50	30	15	242,45 €	152,69 €
M1.5-78	ZM1.5-78	78	117,00	68,50	120,00	121,50	30	15	477,91 €	174,09 €
M1.5-80	ZM1.5-80	80	120,00	70,00	123,00	124,50	30	15	477,91 €	174,09 €

↓ Wheels available up to this size		↓ ↓	
M1,5-90	ZM1,5-90	Dimensions: contact us	615,17 € 206,77 €


Dimensions in mm

## Our other products



VKM

Square steel nut,  
Steel - 1 thread



TR

Spur round rack,  
Stainless steel -  
module 0,25-1,5



RVM14

Manual worm and  
wheel gearbox,  
Worm/wheel



UCF\_55

Stainless steel flanged  
bearing, Stainless  
steel



ETP

Modular handle for  
aluminium profile,  
Modular handle



J64

Spur gear coaxial  
gearbox, from 0.57 to  
2.25 Nm - In-line



DER63

Stainless steel AC  
asynchronous motor  
0.18 kW, 0.18kW



BLHB50

Right angled gearbox,  
bored shafts, up to 30  
Nm



CHINV

Invisible hinge,  
Invisible - 90° opening



FGWA

End support, With  
base



BOX-WM

Box set of washer -  
DIN125, Box set of  
steel washers



SVG

Adjustable latch  
clamp with strike  
plate, Stroke from  
174mm to 190mm

## Complementary products



M1

Worm and wheel set,  
Non hardened steel



M1

Worm and wheel set,  
Hardened steel