

# Lever with cylindrical handle

Black Duroplast, steel lever

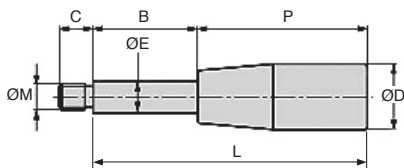
LPCM

Good resistance

- Operating element
- Materials:  
Handle - Black Duroplast  
Lever - galvanised steel

## Advantages

- Good grip
- Easier to clean than technopolymer alternatives
- No retention of swarf in a machining environment.



## DISCOUNTS

Qty	1+	6+	20+	50+	100+	250+
Disc.	List	-5%	-10%	-15%	-20%	On request

Part number	ØM	ØD	L	P	B	C	ØE	Weight (g)	Stock*	Price each 1 to 5
LPCM8-17-75	M8	17	75	40	35	12	10	38	✓	7,54 €
LPCM8-21-85	M8	21	85	50	35	12	10	49	-	7,91 €
LPCM8-21-95	M8	21	95	50	45	12	10	56	✓	8,10 €
LPCM8-21-125	M8	21	125	50	75	12	10	74	-	9,66 €
LPCM8-23-130	M8	23	130	55	75	12	10	80	✓	10,85 €
LPCM10-23-90	M10	23	90	55	35	14	12	68	-	9,36 €
LPCM10-25-100	M10	25	100	65	35	14	12	76	-	9,59 €
LPCM10-25-110	M10	25	110	65	45	14	12	86	✓	10,22 €
LPCM10-25-140	M10	25	140	65	75	14	12	112	✓	12,04 €
LPCM12-25-78	M12	25	78	65	13	15	15	72	-	9,69 €
LPCM12-25-105	M12	25	105	65	40	15	15	108	-	10,58 €
LPCM12-25-140	M12	25	140	65	75	15	15	157	✓	12,00 €
LPCM12-28-98	M12	28	98	85	13	15	15	96	✓	12,34 €
LPCM12-28-125	M12	28	125	85	40	15	15	132	-	13,02 €
LPCM12-28-160	M12	28	160	85	75	15	15	181	✓	14,57 €
LPCM12-28-190	M12	28	190	85	105	15	15	219	-	15,91 €
LPCM14-25-78	M14	25	78	65	13	15	15	73	-	10,22 €
LPCM14-25-105	M14	25	105	65	40	15	15	118	-	10,89 €
LPCM14-25-140	M14	25	140	65	75	15	15	161	-	13,45 €
LPCM14-28-98	M14	28	98	85	13	15	15	98	-	12,59 €
LPCM14-28-125	M14	28	125	85	40	15	15	143	-	14,16 €

Dimensions in mm

**0 825 88 6000**  
Service 0,15 € / min  
+ prix appel

cial2@hpceurope.com

**HPC** SUPPLEMENT 2019

147

## Our other products



DCA

Suction cup, 1.5 bellows, nitrile



RT25

Self-centering flanged locking assembly, Medium/high torque



CHA35

Hinge for aluminium profile, Hinge



CHAC4040NP

Square hinge with riveted pin, not drilled, Square with riveted pin,...



ACL-PL

Joining plate for aluminium profile, joint plate - 176x86 mm



PW\_PWG15

Worm - precision range, Stainless steel




AT10-25ECO

AT type timing pulley, Economy range - AT10 aluminium



YG1

HEAVY DUTY spur gear, Steel 35NCD6



BMF

Knurled knob - female, Knurled - through threaded




BPHF

Ball transfer unit push fit, Heavy



PW\_PWG15

Wheel - precision range, Bronze



PTR

Idler chain sprocket, For standard applications

## Complementary products



PCM

Fixed cylindrical handle, Fixed non-turning handle