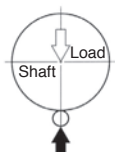
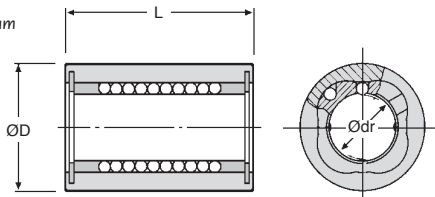


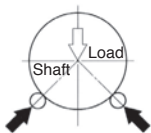
- Miniature slide bearing
- Material: steel

### Assembly

- Recommended tolerances:  
Standard assembly  
Shaft:  $6\mu\text{m} / -14\mu\text{m}$   
Housing:  $0 / +12\mu\text{m}$   
Precise assembly  
Shaft:  $-4\mu\text{m} / -9\mu\text{m}$   
Housing:  $0 / +8\mu\text{m}$
- Depth of hardening: min. 0.8mm
- Surface hardness: HRC 58-64
- Surface roughness: min. Ra 0.8 $\mu\text{m}$



Load in direction A  
**Case A**



Load in direction B  
**Case B**

### DISCOUNTS

Qty	1+	6+	20+
Disc.	List	-10%	On request

Part number	Shaft Ø (mm)	No. of ball tracks	Weight (g)	Max. eccentricity (µm)	Basic dynamic load - C		Basic static load - CO	
					Case A (N)	Case B (N)	Case A (N)	Case B (N)
LBE3M	3	4	1,8	4	18,40	21,20	39,40	55,80
LBE4M	4	4	2,8	4	23,50	27,00	48,60	68,70
LBE5M	5	4	3,8	4	51,30	53,00	108,00	152,00

Part number	Ødr Tolerance (µm)	ØD Tolerance (µm)	L Tolerance (µm)	Stock*	Price each 1 to 5
LBE3M	3 <sup>+0</sup> <sub>-8</sub>	7 <sup>+0</sup> <sub>-8</sub>	10 <sup>+0</sup> <sub>-120</sub>	✓	33,51 €
LBE4M	4 <sup>+0</sup> <sub>-8</sub>	8 <sup>+0</sup> <sub>-8</sub>	12 <sup>+0</sup> <sub>-120</sub>	✓	31,34 €
LBE5M	5 <sup>+0</sup> <sub>-8</sub>	10 <sup>+0</sup> <sub>-8</sub>	15 <sup>+0</sup> <sub>-120</sub>	✓	30,55 €

\*Depending on availability - Dimensions in mm

## Our other products



G-ECO

Eco range Spur gear,  
Steel C45



PX

Optional output shaft  
stainless steel, P  
gearboxes double  
sided outp...



WW16

Drylin® W slide, slide  
assembly



DOMI80

Accessories, Turntable



PF30

Worm and wheel gear  
reducer, up to 8.80  
Nm



DPAR\_DKON

Progressive stop,  
Steel



RDE-W

Sealing washer  
Hygienic Usit®,  
Stainless steel - White  
EPDM



MCL

Cylindrical threaded  
sleeve, Cylindrical -  
steel



SHN

Hexagonal nut  
DIN934, Steel (Class  
6|8)



ACAss

Stainless steel splined  
shaft, Stainless steel



DOMI30

Connecting kits, XY  
linking kit



HTD5M\_15

HTD Heavy duty  
timing pulley, HTD5  
Aluminium

## Complementary products



KB\_WW

Closed linear  
precision bearing,  
Economy range



KB\_UU

Closed linear  
precision bearing,  
Precision - steel