

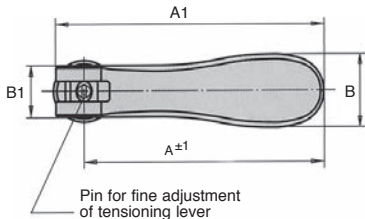
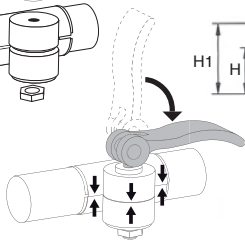
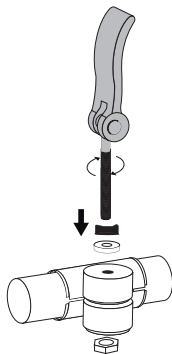
Sta Adjustable **stainless steel** cam lever

With external thread

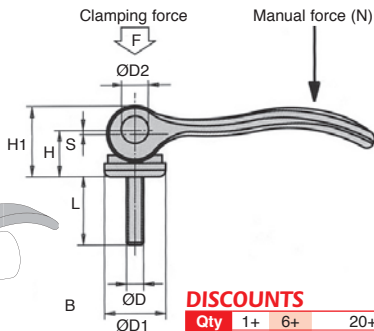
LACTss

- Element of manual blocking
- Quick fixing
- Materials

Handle: stainless steel Z6CN18.10M, electrolytically polished
 Thrust washer: glass fibre reinforced black plastic PA 6 GF 30
 Hinge pin, threaded stud and washer: polished stainless steel 303



Pin for fine adjustment of tensioning lever



DISCOUNTS

Qty	1+	6+	20+
Disc.	List	-10%	On request

Part number	Thread			B	B1	H	H1	A	A1	Clamping force F (kN)	Manual force N	Stroke S	L	Price each 1 to 5
	ØD	ØD1	ØD2											
LAC-T5/SS	M5	18	9	21,5	15	14,5	22,0	70,4	79,2	4	120	1,2	40	✓ 30,40 €
LAC-T6/SS	M6	18	9	21,5	15	14,5	22,0	70,4	79,2	4	120	1,2	40	✓ 30,40 €
LAC-T8/SS	M8	27	11	33,2	24	18,0	28,5	96,0	108,0	8	350	1,5	50	✓ 41,04 €
LAC-T10/SS	M10	27	11	33,2	24	18,0	28,5	96,0	108,0	8	350	1,5	50	✓ 41,04 €

*Depending on availability - Dimensions in mm

Our other products



BPLF

Ball transfer unit light duty, Light




G3-ECO

Eco range Spur gear, Steel C45



DOMI30

Accessories, Turntable




SPIT

Floor mounting levelling plate, With anchoring point



EKGS

Backlash free coupling Gerwah®, from 0.5 to 35Nm



RPPM

RPP type belt per metre, RPP5 Steel cored polyurethane



DOMI80

Domino 80 adjustable slide, Slide DOMILINE 80



PW_PWG2

Worm - precision range, Steel



WJUM10

Drylin® W bearing block, Slide



INS_SS

Self tapping stainless steel insert, 316



NK27

Drylin®N miniature guiding system, Width



GCA

Linch pin, Linch

Complementary products



LACM_SS

Stainless steel cam lever, Female