

- Self tapping insert with fine external thread

- Material: brass

### Applications

- For use with thermosetting plastics and hardwoods

### Mounting

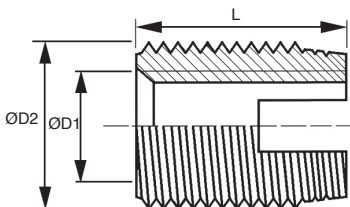

- Mount the insert in a plain hole with the aid of the Insertion tool INS-TOOL, a tap, a drill fitted with a threaded head or an automatic threading machine.

- The insert should be installed in such a way that the thread/slot cuts its own thread

- For soft material the initial hole should be drilled at the minimum recommended size, for a hard material, at the maximum recommended size

### Info.

- Sold by the packet



**Excellent resistance to being extracted**

### DISCOUNTS

Qty	1+	10+	20+	30+	40+
Disc.	List	-5%	-10%	-15%	On request

Part number	Internal thread ØD1	External thread ØD2	Length L	Recommended drill size mini	Recommended drill size maxi	Qty per packet	Stock*	Price per packet
INS300-M3/BR/B	M3	M5 X 0,5	6	4,6	4,8	20	✓	10,56 €
INS300-M4/BR/B	M4	M6,5 X 0,75	8	5,8	6,2	20	✓	14,66 €
INS300-M5/BR/B	M5	M8 X 1	10	7,1	7,6	20	✓	16,56 €
INS300-M6/BR/B	M6	M10 X 1,5	14	8,6	9,4	20	✓	21,33 €
INS300-M8/BR/B	M8	M12 X 1,5	15	10,6	11,4	20	✓	30,70 €
INS300-M10/BR/B	M10	M14 X 1,5	18	12,6	13,4	15	✓	38,20 €
INS300-M12/BR/B	M12	M16 X 1,5	22	14,6	15,4	10	✓	40,42 €

\*Depending on availability - Dimensions in mm

## Our other products



SVG

Adjustable latch clamp with strike plate, Stroke from 118mm to 130,5mm



RBGpl

Fixed castor with plate, Steel - grey rubber



NT61

Spur gear coaxial gearbox, from 5 to 14 Nm - Inline



SLH-M

Nut for toggle clamp, Round ended nut for SLH/SLV clamp



BTE

Universal tension arm, For standard applications



GCH

Linear ball slide - Stainless steel balls, Chariot - from 514 N to 1...



AC

Strike for toggle latch, 12,13,18 and 20mm



VCMB

Dual-thread screw wood/metal, Stainless steel



BABA

Ball pin lifting ring, Steel




CNA-CNG

Right angled mounting plate, Right



PSG35

Spur gear - precision range, Stainless steel



BLHM70

Right angled gearbox, up to 128 Nm

## Complementary products



INS\_SS

Self tapping stainless steel insert, Stainless steel



INSstool

Insertion tool for self tapping inserts, Insertion tool



INSstool

Insertion tool for self tapping inserts, Insertion tool



CHC

Socket headed screw, Steel class 12.19