

New

Threaded swivel feet

Max load: up to 7700N**FAD****Swivel feet without anti-slip plate**Swiveling range $\pm 10^\circ$

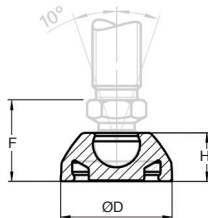
- Material:

Base plastic PA glass fibre reinforced

Spindle steel zinc plated

Assembly

- By forceful interlocking (mallet or press)

**DISCOUNTS**

Qty	1+	10+	20+	40+
Disc.	Net	-10%	-15%	On request

Part number	ØD	ØM	L	ØR	SW	F	H	Max load (N)	Stock*	Price each 1 to 9
									✓	
FAD25-6-20	24	M6	20	10	10	17,5	10,4	1000	✓	2,70 €
FAD25-6-40	24	M6	40	10	10	17,5	10,4	1000	✓	2,79 €
FAD25-8-20	24	M8	20	10	13	17,5	10,4	2000	-	2,94 €
FAD25-10-20	24	M10	20	10	13	17,5	10,4	2000	-	2,88 €
FAD25-10-40	24	M10	40	10	13	17,5	10,4	2000	✓	3,10 €
FAD25-10-60	24	M10	60	10	13	17,5	10,4	2000	✓	3,31 €
FAD40-6-20	39	M6	20	10	10	17,5	10,4	1000	✓	2,79 €
FAD40-8-20	39	M8	20	10	13	17,5	10,4	2500	✓	3,04 €
FAD40-10-40	39	M10	40	10	13	17,5	10,4	4000	✓	3,19 €
FAD40-10-60	39	M10	60	10	13	17,5	10,4	4000	✓	3,40 €
FAD50-6-15	49	M6	15	15	14	29,5	18,0	1000	-	4,72 €
FAD50-6-30	49	M6	30	15	14	29,5	18,0	1000	-	6,38 €
FAD50-8-25	49	M8	25	15	14	29,5	18,0	3500	-	4,60 €
FAD50-10-45	49	M10	45	15	14	29,5	18,0	4700	✓	4,97 €
FAD50-12-45	49	M12	45	15	14	29,5	18,0	7700	✓	5,33 €

* Depending on availability - All dimensions in mm

Our other products



METC

Flanged sintered bronze bush, Self-lubricating sintered bronze



J51

Spur gear coaxial gearbox, from 0.13 to 0.49 Nm - Inline



M1

Worm and wheel set, Hardened steel



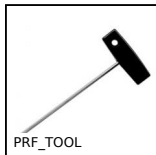
CFF_SS

Female rod ends DIN ISO12240-4, Stainless steel / bronze - Economy r...




CHCSS

Socket headed screw, Stainless steel - A2



PRF_TOOL

Assembly key for aluminium profile, Assembly key



PB

Plastic deep groove ball bearing, Plastic - balls material : stainle...



PCS50K

Chain sprocket with hardened teeth, 12.7mm (DIN08B-1)



PTKFss

Cap nut for foot for the food industry, Stainless steel blind



MSP23

Masterplate® glueable insert Ø23, Cylindrical Ø23 with



GBMz

Cylindrical ballscrew nut, Cylindrical nut - Multiple starts



PO

Pull handle - Multi-sector, Tapped recessed insert

Complementary products



PR40

Articulated foot Ø40, Ø 40