

## Ratio 2:1

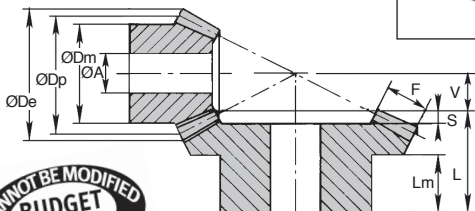
## Steel C43

- Module 1.5 to 5
- Teeth conform to DIN 3967 except for Module 1 models which are Gleason
- Pressure angle: 20°
- Material: steel C43
- A pair requires 2 gears



### Info.

- \*\*Pilot bore dimensions given as a guide only and are subject to change.



### DISCOUNTS

Qty	1+	4+	10+
Disc.	List	-5%	On request

Part number	Teeth		OD <sub>p</sub>	OD <sub>e</sub>	F	L	OD <sub>m</sub>	Pilot bore not guaranteed			Lm	Price each 1 to 3	
	Z	mod						ØA**	V	S			
DB1-15/ECO	15		15	17,4	5	11,9	13,3	4	10,10	-	6,5	-	-
DB1-30/ECO	30		30	30,6	5	15,1	20,3	5	4,90	1,4	9,0	-	-
DB1.5-16/ECO	16	1,5	24	26,68	8	19,5	21	10	16,33	1,5	11,3	✓	18,62 €
DB1.5-32/ECO	32		48	49,34	8	20,0	32	12	7,45	3,0	10,0	✓	29,58 €
DB2-16/ECO	16	2	32	35,57	10	23,0	26	10	22,41	2,0	11,9	✓	23,59 €
DB2-32/ECO	32		64	65,78	10	25,0	40	12	10,21	4,0	10,0	✓	54,29 €
DB2.5-16/ECO	16	2,5	40	44,47	12	27,5	34	12	28,38	2,5	14,4	✓	33,21 €
DB2.5-32/ECO	32		80	82,23	12	25,0	50	15	12,97	5,0	10,0	✓	60,94 €
DB3-16/ECO	16	3	48	53,36	15	28,0	40	15	33,64	3,0	11,6	✓	40,72 €
DB3-32/ECO	32		96	98,68	15	30,0	60	15	15,31	6,0	10,0	✓	76,87 €
DB3.5-16/ECO	16	3,5	56	62,26	18	33,5	48	15	38,83	3,5	14,4	✓	44,66 €
DB3.5-32/ECO	32		112	115,12	18	31,0	70	20	17,77	7,0	10,0	✓	91,01 €
DB4-16/ECO	16	4	64	71,15	20	36,0	50	15	44,81	4,0	13,4	✓	55,72 €
DB4-32/ECO	32		128	131,57	20	32,0	80	20	20,42	8,0	10,0	✓	95,74 €
DB4.5-16/ECO	16	4,5	72	80,05	22	39,5	60	20	51,00	4,5	15,4	-	60,76 €
DB4.5-32/ECO	32		144	148,00	22	36,0	90	20	23,21	9,0	10,0	-	126,10 €
DB5-16/ECO	16	5	80	88,94	25	50,0	60	20	56,06	5,0	21,1	-	66,34 €
DB5-32/ECO	32		160	164,46	25	38,0	100	20	25,52	10,0	10,0	-	151,77 €

\*Depending on availability - Dimensions in mm

## Our other products




BHEX

Hexagonal cap, Black technopolymer



PW\_PWG2

Wheel - precision range, Bronze



B

Bevel gear - Steel 60C40, 1:1




CHM63-MOT

3 phase asynchronous AC motorgearboxes, 0.37 to 1.5kW




HSSss

Shoulder screw, Stainless steel ISO 7379



AC

Catch plate for toggle latch, 15mm



PTBss

Threaded eye hook, Stainless steel



AKD

Bellows coupling Gerwah®, from 22 to 600Nm



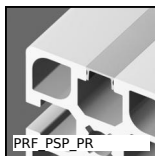
PCF2

Conical flexible mount, Oval base plate



TK

Linear bearing, Topball self-aligning



PRF PSP\_PR

Cover profile, Inserts into slot



DIV\_SS

Indexing plunger, With grip - Stainless steel

## Complementary products



DB

Bevel gear - Steel 60C40, 2:1



ZDB

Machined plastic bevel gear (delrin), 2:1



SSDB

Stainless steel bevel gear, 2:1