

Telescopic universal joint **stainless steel**



CTss

Low duty

- Standard series stainless steel version

- Plain bearings
- Max. misalignment angle 45°
- Material:

Stainless steel 304

- Maximum speed 800 rpm

- Transmissible torque, see universal joint JCD (tome 2 p.85)

Applications

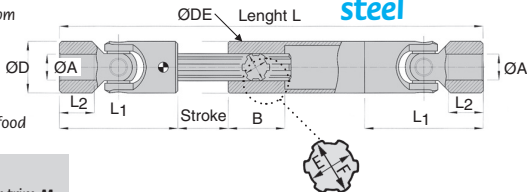
- Pharmaceutical and food industries

Accessory

- Don't forget the cover trim M (tome 2 p.92)



Stainless steel



Modifiable bore



DISCOUNTS

Qty	1+	2+	4+
Disc. Price	-15%	On request	

Part number	L		ØA	ØD	L1	L2	B	Stroke	E	F	ØDt	Price each
	min/	max										
CT10-210/230/SS	210/230		10	22	76	25	30	20	11	14	21,2	345,80 €
CT10-220/250/SS	220/250		10	22	76	25	30	30	11	14	21,2	345,80 €
CT10-240/290/SS	240/290		10	22	76	25	30	50	11	14	21,2	345,80 €
CT10-260/300/SS	260/300		10	22	76	25	30	40	11	14	21,2	345,80 €
CT10-280/370/SS	280/370		10	22	76	25	30	90	11	14	21,2	345,80 €
CT12-220/230/SS	220/230		12	25	86	29	35	10	13	16	26,5	359,64 €
CT12-230/250/SS	230/250		12	25	86	29	35	20	13	16	26,5	359,63 €
CT12-250/290/SS	250/290		12	25	86	29	35	40	13	16	26,5	359,64 €
CT12-290/370/SS	290/370		12	25	86	29	35	80	13	16	26,5	359,63 €
CT12-330/450/SS	330/450		12	25	86	29	35	120	13	16	26,5	359,64 €
CT14-240/260/SS	240/260		14	29	90	30	35	20	13	16	26,5	374,13 €
CT14-260/300/SS	260/300		14	29	90	30	35	40	13	16	26,5	374,13 €
CT14-280/340/SS	280/340		14	29	90	30	35	60	13	16	26,5	374,13 €
CT14-320/420/SS	320/420		14	29	90	30	35	100	13	16	26,5	374,13 €
CT14-380/500/SS	380/500		14	29	90	30	35	120	13	16	26,5	374,13 €
CT14-440/600/SS	440/600		14	29	90	30	35	160	13	16	26,5	374,13 €

Dimensions in mm

DISCOUNTS

Qty	1+	2+	4+
Disc.	Price -15%	On request	

Part number	L min/ max	ØA	ØD	L1	L2	B	Stroke	E	F	ØDt	Price each
CT16-250/270/SS	250/270	16	32	95	30	40	20	16	20	32,5	381,24 €
CT16-260/290/SS	260/290	16	32	95	30	40	30	16	20	32,5	381,23 €
CT16-290/350/SS	290/350	16	32	95	30	40	60	16	20	32,5	381,23 €
CT16-330/430/SS	330/430	16	32	95	30	40	100	16	20	32,5	381,23 €
CT16-400/570/SS	400/570	16	32	95	30	40	170	16	20	32,5	381,23 €
CT16-500/720/SS	500/720	16	32	95	30	40	220	16	20	32,5	381,23 €
CT18-270/280/SS	270/280	18	37	108	35	40	10	16	20	32,5	431,55 €
CT18-280/300/SS	280/300	18	37	108	35	40	20	16	20	32,5	431,55 €
CT18-300/340/SS	300/340	18	37	108	35	40	40	16	20	32,5	431,55 €
CT18-330/400/SS	330/400	18	37	108	35	40	70	16	20	32,5	431,55 €
CT18-380/500/SS	380/500	18	37	108	35	40	120	16	20	32,5	431,55 €
CT18-450/620/SS	450/620	18	37	108	35	40	170	16	20	32,5	431,55 €
CT20-280/290/SS	280/290	20	40	108	32	48	10	18	22	41,5	438,79 €
CT20-290/310/SS	290/310	20	40	108	32	48	20	18	22	41,5	438,79 €
CT20-310/350/SS	310/350	20	40	108	32	48	40	18	22	41,5	438,79 €
CT20-350/430/SS	350/430	20	40	108	32	48	80	18	22	41,5	438,81 €
CT20-400/530/SS	400/530	20	40	108	32	48	130	18	22	41,5	438,79 €
CT20-500/730/SS	500/730	20	40	108	32	48	230	18	22	41,5	438,79 €
CT20-550/830/SS	550/830	20	40	108	32	48	280	18	22	41,5	438,79 €
CT22-320/330/SS	320/330	22	47	127	38	48	10	21	25	47,5	553,29 €
CT22-330/350/SS	330/350	22	47	127	38	48	20	21	25	47,5	553,29 €
CT22-350/390/SS	350/390	22	47	127	38	48	40	21	25	47,5	553,29 €
CT22-390/470/SS	390/470	22	47	127	38	48	80	21	25	47,5	553,29 €
CT22-460/600/SS	460/600	22	47	127	38	48	140	21	25	47,5	553,29 €
CT22-560/800/SS	560/800	22	47	127	38	48	240	21	25	47,5	553,29 €
CT25-340/350/SS	340/350	25	50	140	44	48	10	23	28	47,5	553,29 €
CT25-350/370/SS	350/370	25	50	140	44	48	20	23	28	47,5	553,29 €
CT25-370/400/SS	370/400	25	50	140	44	48	30	23	28	47,5	553,29 €
CT25-400/460/SS	400/460	25	50	140	44	48	60	23	28	47,5	553,29 €
CT25-450/550/SS	450/550	25	50	140	44	48	100	23	28	47,5	553,29 €
CT25-500/650/SS	500/650	25	50	140	44	48	150	23	28	47,5	553,29 €
CT25-600/850/SS	600/850	25	50	140	44	48	250	23	28	47,5	553,29 €
CT30-420/430/SS	420/430	30	58	178	58	48	10	26	32	60	856,28 €
CT30-430/450/SS	430/450	30	58	178	58	48	20	26	32	60	856,28 €
CT30-450/490/SS	450/490	30	58	178	58	48	40	26	32	60	856,28 €
CT30-490/570/SS	490/570	30	58	178	58	48	80	26	32	60	856,28 €
CT30-550/690/SS	550/690	30	58	178	58	48	140	26	32	60	856,28 €
CT30-650/890/SS	650/890	30	58	178	58	48	240	26	32	60	856,28 €

Dimensions in mm

Our other products



BH02

Single housed bearing assembly, Bearing secured with circlips




WJUM10

Drylin® W bearing block, Slide



WFRM

Flanged polymer nut, Polymer (Iglidur®) - 1 thread



KS

Keysteel, Steel - Keystock



TCSH

Automatic chain tensioner, With support



SBS_L

Chain link, Stainless steel




PCatherm

Pull handle, Thermoplastic




VDSQCB

Sliding lock adjustment system, Blocking wedge



BETASS

Hitch pin, Hitch



RPP5

RPP heavy duty timing belt, RPP5



CAP821

Slat top chain acetal, Large range 821



RFVbr


Stainless steel reaction arm, Reaction arm

Complementary products



M

Bellows cover, Accessory:



CT

Telescopic universal joint, Normal duty



JCSss

Single stainless steel universal joint, Low duty



JCDss

Double universal joint - Stainless steel, Low duty