

Telescopic universal joint



CT

Industrial range

- **Standard series**
- Smooth hardened bushes
- Suitable for speeds up to 800 rpm
- Max. angle of misalignment 45°
- Materials:

Body: C45 steel
Pin: Hardened steel 18NCD4

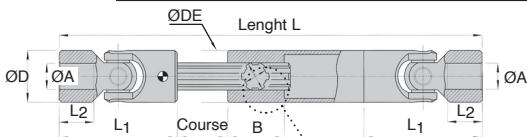
- For transmissible torques, refer to GD range

Accessories

- Optional rubber cover

Options

- Stainless steel version on request



Modifiable bore



DISCOUNTS

Qty	1+	2+	4+
Disc.	List	-6%	On request

Part number	L		ØA (H7)	ØD	L1	L2	B	Stroke	E	F	ØDE	Stock*	Price each
	min/	max											
CT10-130/150	130/150	10	22	45	10	40	20	11	14	22	✓	167,66 €	
CT10-140/170	140/170	10	22	45	10	40	30	11	14	22	✓	167,66 €	
CT10-160/200	160/200	10	22	45	10	40	40	11	14	22	✓	167,66 €	
CT10-170/230	170/230	10	22	45	10	40	60	11	14	22	✓	167,66 €	
CT10-180/240	180/240	10	22	45	10	40	60	11	14	22	-	167,66 €	
CT10-230/330	230/330	10	22	45	10	40	100	11	14	22	✓	167,66 €	
CT12-140/170	140/170	12	25	50	11	45	30	13	16	26	✓	177,15 €	
CT12-160/200	160/200	12	25	50	11	45	40	13	16	26	-	177,15 €	
CT12-180/225	180/225	12	25	50	11	45	45	13	16	26	-	177,15 €	
CT12-200/270	200/270	12	25	50	11	45	70	13	16	26	✓	177,15 €	
CT12-220/300	220/300	12	25	50	11	45	80	13	16	26	-	177,15 €	
CT12-250/355	250/355	12	25	50	11	45	105	13	16	26	-	177,15 €	
CT12-280/420	280/420	12	25	50	11	45	140	13	16	26	✓	177,15 €	
CT12-300/450	300/450	12	25	50	11	45	150	13	16	26	✓	177,15 €	
CT14-160/190	160/190	14	29	56	13	45	30	13	16	29	-	182,81 €	
CT14-170/200	170/200	14	29	56	13	45	30	13	16	29	-	182,81 €	
CT14-180/220	180/220	14	29	56	13	45	40	13	16	29	-	182,81 €	
CT14-210/280	210/280	14	29	56	13	45	70	13	16	29	-	182,81 €	
CT14-220/300	220/300	14	29	56	13	45	80	13	16	29	-	182,81 €	
CT14-250/350	250/350	14	29	56	13	45	100	13	16	29	✓	182,81 €	
CT14-280/420	280/420	14	29	56	13	45	140	13	16	29	-	182,81 €	
CT14-300/450	300/450	14	29	56	13	45	150	13	16	29	-	182,81 €	
CT14-350/550	350/550	14	29	56	13	45	200	13	16	29	-	188,05 €	
CT14-400/650	400/650	14	29	56	13	45	250	13	16	29	✓	188,05 €	

*Depending on availability - Dimensions in mm

Part number	L min/ max	ØA (H7)	ØD	L1	L2	B	Stroke	E	F	ØDE	Stock*	Price each
CT16-180/210	180/210	16	32	65	15	45	30	16	20	32	-	188,34 €
CT16-190/220	190/220	16	32	65	15	45	30	16	20	32	-	188,34 €
CT16-210/250	210/250	16	32	65	15	45	40	16	20	32	-	188,34 €
CT16-240/320	240/320	16	32	65	15	45	80	16	20	32	✓	188,34 €
CT16-250/350	250/350	16	32	65	15	45	100	16	20	32	✓	188,34 €
CT16-275/390	275/390	16	32	65	15	45	115	16	20	32	-	188,34 €
CT16-300/430	300/430	16	32	65	15	45	130	16	20	32	-	188,34 €
CT16-380/590	380/590	16	32	65	15	45	210	16	20	32	-	193,60 €
CT16-400/630	400/630	16	32	65	15	45	230	16	20	32	✓	198,85 €
CT18-195/225	195/225	18	37	72	17	45	30	16	20	37	-	211,61 €
CT18-230/280	230/280	18	37	72	17	45	50	16	20	37	-	211,61 €
CT18-250/320	250/320	18	37	72	17	45	70	16	20	37	-	211,61 €
CT18-270/370	270/370	18	37	72	17	45	100	16	20	37	-	211,61 €
CT18-290/400	290/400	18	37	72	17	45	110	16	20	37	-	211,61 €
CT18-300/415	300/415	18	37	72	17	45	115	16	20	37	-	211,61 €
CT18-400/620	400/620	18	37	72	17	45	220	16	20	37	-	222,10 €
CT18-500/820	500/820	18	37	72	17	45	320	16	20	37	-	232,60 €
CT20-220/250	220/250	20	40	82	19	45	30	18	22	40	✓	216,21 €
CT20-250/300	250/300	20	40	82	19	45	50	18	22	40	✓	216,21 €
CT20-270/340	270/340	20	40	82	19	45	70	18	22	40	-	216,21 €
CT20-290/380	290/380	20	40	82	19	45	90	18	22	40	✓	216,21 €
CT20-320/440	320/440	20	40	82	19	45	120	18	22	40	-	216,21 €
CT20-380/560	380/560	20	40	82	19	45	180	18	22	40	✓	221,49 €
CT20-420/640	420/640	20	40	82	19	45	220	18	22	40	-	226,74 €
CT20-500/800	500/800	20	40	82	19	45	300	18	22	40	✓	231,99 €
CT22-250/280	250/280	22	47	95	22	48	30	21	25	47	-	274,46 €
CT22-270/320	270/320	22	47	95	22	48	50	21	25	47	-	274,46 €
CT22-290/350	290/350	22	47	95	22	48	60	21	25	47	-	274,46 €
CT22-330/430	330/430	22	47	95	22	48	100	21	25	47	-	274,46 €
CT22-350/470	350/470	22	47	95	22	48	120	21	25	47	-	274,46 €
CT22-470/710	470/710	22	47	95	22	48	240	21	25	47	-	290,19 €
CT25-270/320	270/320	25	50	108	26	48	50	23	28	47	-	310,06 €
CT25-295/350	295/350	25	50	108	26	48	55	23	28	47	-	310,06 €
CT25-310/375	310/375	25	50	108	26	48	65	23	28	47	-	310,06 €
CT25-350/450	350/450	25	50	108	26	48	100	23	28	47	-	310,06 €
CT25-380/500	380/500	25	50	108	26	48	120	23	28	47	-	310,06 €
CT25-420/590	420/590	25	50	108	26	48	170	23	28	47	-	310,06 €
CT25-460/660	460/660	25	50	108	26	48	200	23	28	47	-	310,06 €
CT25-500/745	500/745	25	50	108	26	48	245	23	28	47	✓	310,06 €
CT30-320/390	320/390	30	58	122	30	50	70	26	32	60	-	On request
CT30-350/420	350/420	30	58	122	30	50	70	26	32	60	-	On request
CT30-370/455	370/455	30	58	122	30	50	85	26	32	60	-	On request
CT30-400/510	400/510	30	58	122	30	50	110	26	32	60	-	On request
CT30-450/620	450/620	30	58	122	30	50	170	26	32	60	-	On request
CT30-500/720	500/720	30	58	122	30	50	220	26	32	60	-	On request
CT30-540/795	540/795	30	58	122	30	50	255	26	32	60	-	On request

*Depending on availability - Dimensions in mm

Our other products



HD
Double needle roller
universal joint, Heavy
duty



PTA40
Articulated foot with
solid base foot Ø 40,
30000N



GG1
Ground spur gear,
Heat treated steel



HK
Manual locking clamp,
Manual locking clamp
LRX



GGP
Male wing knob,
Technopolymer with
stainless steel spindle




HW_HT
Half-rail guide, Rail



RDE-B
Sealing washer
Hygienic Usit®,
Stainless steel - Blue
EPDM




GE1006
Elastic ringed latch,
Hooks into a slot



LWH
High rigidity linear
slide, Chariot - from
9320 N to 71300 N



CHM63-MOT
Asynchronous AC
motorgearboxes 0.37
to 1.5kW, 0.37 to
1.5kW



PM2
Worm and wheel set,
Machined plastic
(delrin)



PPJ
Indexing plunger with
flange, With
horizontal mounting
flange and pu...

Complementary products



M
Bellows cover,
Accessory:



G01
Single universal joint,
Normal duty



CTss
Universal joint,
telescopic, Inox, Light
duty



GD01
Double universal joint,
Standard duty