



Eye hook with latch **high resistance**

High strenght alloy steel

CRLHR

- Rigging equipment
- Material:
High strenght alloy steel red painted

Stamping

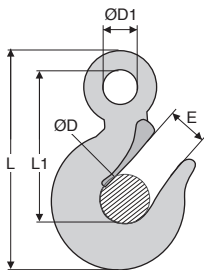
- ØM, CE, WLL, manufacturer

Info

- The Breaking load is calculated by multiplying the WLL by a safety factor of 4"

High strenght

Heavy loads



DISCOUNTS

Qty	1+	6+	20+	30+
Disc.	List	-10%	-20%	On request

Part number	WLL (kg)	ØD1	ØD	L	L1	E	Weight (kg)	Stock*	Price each 1 to 5
CRL19-1000/HR	1000	19	26	111	79	18	0,300		
CRL22-1500/HR	1500	22	31	125,7	90	22,5	0,422		
CRL27-2000/HR	2000	27	33,5	142	102	24	0,660		
CRL31-3000/HR	3000	31	40	162,5	118,5	29	0,780		
CRL39-5000/HR	5000	39	48	200	146	32	1,650		
CRL50-7000/HR	7000	50	59	257	171	40	3,130		
CRL61-11000/HR	11000	61	68,5	315	228	48	5,370		

*Dimensions in mm

Our other products




WING
Manually tightened wing nut, Steel (ANSI B18-17)



VRC2
Retaining clamp, dual sided, Dual sided



CHTRB
Single and dual output gearboxes, Up to 4,7 Nm



TBV
Manual lifting tables, 20kg



PRF_GAL
Roller for aluminium profile, Fixing kit for roller concentric



GB-RA
Brass spur gear, Brass CuZn39Pb3



HK
Manual locking clamp, Manual locking clamp LWH



RPCplss
Fixed castor with plate, Stainless steel - Polyamide




SEH
Horizontal stirrup toggle clamp,



CFS
Miniature cam follower, Miniature



SH2
Parallel axis helical gear, Steel 20NCD2



VKM
Square steel nut, Steel - 1 thread

Complementary products



ADL
Eye bolt high resistance, alloy steel



ADL
Female eye bolt high resistance, alloy steel



PPS
Lifting ring, Universal threaded



VLBG
Lifting ring, Rotating