



Worm and wheel gearbox

Torque up to 980 Nm

CHM110

- Ratios from 7.5:1 to 100:1
- With B14 flange acc IEC100/112 for ratios 7.5:1 to 60:1
- With B14 mounting flange acc IEC90 for ratios 80:1 to 100:1
- Output backlash: N/A
- Max. input speed: 2,800 rpm
- Max. output speed: see CHMR110
- Materials:
 - Casing: aluminium
 - Screws: treated steel 20CR
 - Wheel: bronze CuSn12 (cast iron hub G500)
- Lubrication: synthetic oil ISO VG320
- Weight: 35 kg

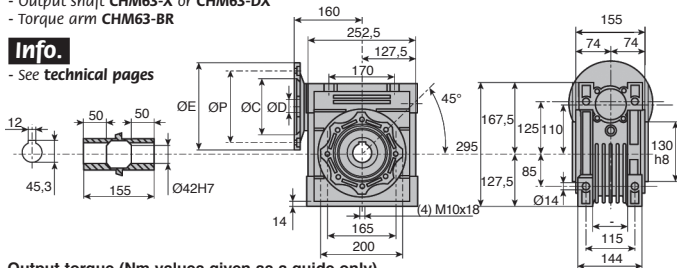


Accessories

- Output shaft: **CHM63-X** or **CHM63-DX**
- Torque arm: **CHM63-BR**

Info.

- See **technical pages**



Output torque (Nm values given as a guide only)

Ratio	7.5:1	10:1	15:1	20:1	25:1	30:1	40:1	50:1	60:1	80:1	100:1	
INPUT	2800	380	430	480	475	490	540	520	490	465	380	350
SPEED (rpm)	1400	540	580	650	635	660	715	690	650	610	505	480
	900	640	705	740	720	740	830	780	740	675	550	500
	500	780	840	890	850	890	980	920	870	770	645	570


DISCOUNTS

Qty	1+	2+	4+
Disc. List	-20%	-20%	On request

Part number	Reduction ratio	Input flange	ØD	ØC	ØP	ØE	Self locking output	Price each
CHM110-7	7.5:1	100/112B5	28	180	215	250	no	785,30 €
CHM110-10	10:1	100/112B5	28	180	215	250	no	785,30 €
CHM110-15	15:1	100/112B5	28	180	215	250	no	785,30 €
CHM110-20	20:1	100/112B5	28	180	215	250	no	785,30 €
CHM110-25	25:1	100/112B5	28	180	215	250	no	785,30 €
CHM110-30	30:1	100/112B5	28	180	215	250	no	785,30 €
CHM110-40	40:1	100/112B5	28	180	215	250	no	785,30 €
CHM110-50	50:1	100/112B5	28	180	215	250	no	785,30 €
CHM110-60	60:1	100/112B5	28	180	215	250	no	785,30 €
CHM110-80	80:1	90B5	24	130	165	200	not defined	785,30 €
CHM110-100	100:1	90B5	24	130	165	200	not defined	785,30 €

Dimensions in mm

Our other products



IN2

Internal gear,
Machined plastic
(delrin)




M1

Worm and wheel set,
Non hardened steel



SFWR

End support, Surface
mounting



M1

Worm and wheel set,
Machined plastic
(delrin)



NIN

Self-locking nut, A2
Stainless steel



CHTRB

Single and dual
output gearboxes, Up
to 4,7 Nm



CLAT

Clamping lever
Hygienic Usit® -
male, Stainless steel



RLXAC8

Free roller, Steel



LPCM

Lever with cylindrical
handle, Black
Duroplast, steel lever



ACLRP

Wheel for aluminium
profile, Integrated
bearing



FF20

Offset spur gear
reducer, from 5.80 to
23 Nm



BOX-WM

Box set of washer -
DIN125, Box set of
steel washers

Complementary products



CHMX_CHMDX

Shaft for worm and
wheel reducer CHMR
and CHM, CHMR and
CHM gearbox...



CHMBR

Reaction arm, CHM
and CHMR gear
reducers reaction arm