

Steel or stainless steel invisible hinge

Sta

CHINV For nested doors or surface mounted doors

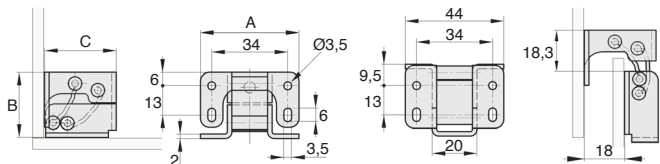

- Invisible hinge with connecting rods
- 90° opening
- Material:
Zinc-plated steel with 430 stainless steel pin and rod
Stainless steel 316L raw

Advantage

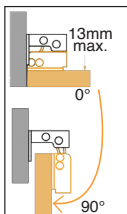
- Invisible when the door is closed

Mounting

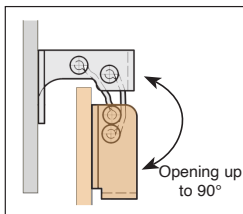
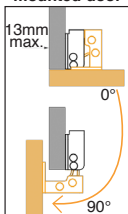
- Flush or surface mounting
- Right- or left-hand mounting
- Vertical or horizontal mounting



Hanging a built-in door



Hanging a surface mounted door



DISCOUNTS

Qty	1+	6+	20+	50+
Disc. Net	-5%	-10%	On request	

Part number	Material	A	B	C	Weight (g)	Stock*	Price each
CHINV-4429	Steel	44	29	32	64	✓	22,21 €
CHINV-4429/SS	Stainless steel 316L	44	29	32	64	-	31,04 €

*Depending on availability - Dimensions in mm

Steel or stainless steel invisible hinge

CHINV For nested doors or surface mounted doors


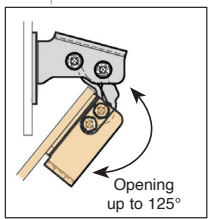
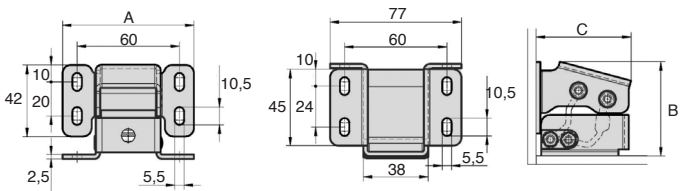

- Concealed hinges (Medium size)
- 125° opening
- Material:
 - Steel zinc plated or 316L stainless steel raw
 - Links in aluminium
 - Pin in zinc plated steel or in 304Cu stainless steel

Advantage

- Invisible when the door is closed

Assembly

- For nested doors or surface mounted doors
- LH or RH options
- For horizontal or vertical applications.
- Opening angle differs according to door thickness:
 - For thickness up to 10 mm: opening angle of 125°
 - 15 mm thickness: opening angle of 115°
 - 20 mm thickness: opening angle of 108°




DISCOUNTS

Qty	1+	6+	20+	50+
Disc.	List	-5%	-10%	On request

Part number	Material	A	B	C	Weight (g)	Stock*	Price each
CHINV-7755	Steel	77	55,2	54,0	250	-	18,38 €
CHINV-7755/SS	Stainless steel	77	55,2	54,0	250	-	32,93 €

*Depending on availability - Dimensions in mm

Our other products



CYS

Internal circlip
DIN472, internal DIN
472




PGMT

Pull handle, Steel



BLHT60

Right angled gearbox,
from 26 to 70 Nm



RDERSS

Stainless steel manual
rigging screw,
Stainless steel -
manual



BTESS

Universal stainless
steel arm for
tensioner, For use in
hostile envi...



FGWA

End support, With
base




GDR880

Straight track for slat
top chain, Ranges 880
and 881



M0

Worm and wheel set,
Hardened steel



PRF JL6

Lip seal for panel,
Door seal - Ø 6mm



CM

Tools Hygienic Usit®
and Hygienic



DOMI120

Accessories, Plate



SH1

Parallel axis helical
gear, Steel 20NCD2

Complementary products



CHINV

Invisible hinge,
Invisible - Opening up
to 90°



CHINV

Invisible hinge,
Invisible - 90° opening