

Steel or stainless steel invisible hinge

Sta

CHINV For nested doors or surface mounted doors

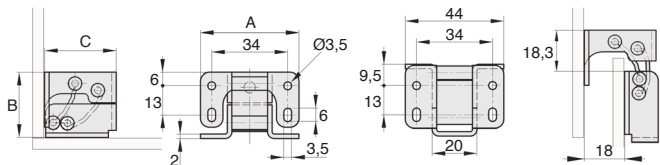

- Invisible hinge with connecting rods
- 90° opening
- Material:
 - Zinc-plated steel with 430 stainless steel pin and rod
 - Stainless steel 316L raw

Advantage

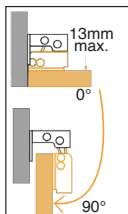
- Invisible when the door is closed

Mounting

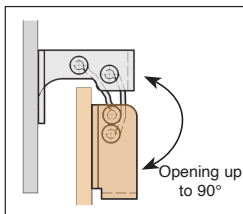
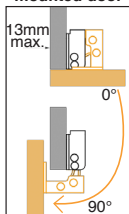
- Flush or surface mounting
- Right- or left-hand mounting
- Vertical or horizontal mounting



Hanging a built-in door



Hanging a surface mounted door



DISCOUNTS

Qty	1+	6+	20+	50+
Disc. Net	-5%	-10%	-10%	On request

Part number	Material	A	B	C	Weight (g)	Stock*	Price each
CHINV-4429	Steel	44	29	32	64	✓	22,21 €
CHINV-4429/SS	Stainless steel 316L	44	29	32	64	-	31,04 €

*Depending on availability - Dimensions in mm

Steel or stainless steel invisible hinge

CHINV For nested doors or surface mounted doors


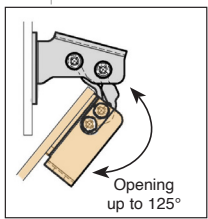
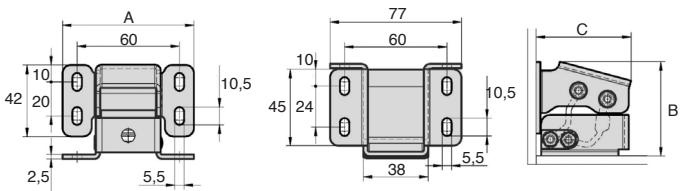

- Concealed hinges (Medium size)
- 125° opening
- Material:
 - Steel zinc plated or 316L stainless steel raw
 - Links in aluminium
 - Pin in zinc plated steel or in 304Cu stainless steel

Advantage

- Invisible when the door is closed

Assembly

- For nested doors or surface mounted doors
- LH or RH options
- For horizontal or vertical applications.
- Opening angle differs according to door thickness:
 - For thickness up to 10 mm: opening angle of 125°
 - 15 mm thickness: opening angle of 115°
 - 20 mm thickness: opening angle of 108°



DISCOUNTS

Qty	1+	6+	20+	50+
Disc.	List	-5%	-10%	On request

Part number	Material	A	B	C	Weight (g)	Price each	
						Stock*	1 to 5
CHINV-7755	Steel	77	55,2	54,0	250	-	18,38 €
CHINV-7755/SS	Stainless steel	77	55,2	54,0	250	-	32,93 €

*Depending on availability - Dimensions in mm

Our other products



QNOP

Single row cylindrical roller bearing, 1 fixed inner flange and 1 fr...



BCA

Steel splined collar, Steel



MET

Cylindrical sintered bronze bush, Self-lubricating sintered bronze



RBGpl

Swivel castor with plate, Steel - grey rubber



G4-ECO

Eco range Spur gear, Steel C45



CHAR7520

Spring hinge, screwed



WW10

Drylin® W slide, slide assembly



CAP815

Slim slat top chain stainless steel, Narrow range 815



CHM75

Worm and wheel gear reducer, up to 298 Nm



PRS100

Stainless steel articulated foot Ø100, Ø 100



MFB

Flexible bellows coupling, Aluminium and Bronze - With set



SA_SAKH

Housing for linear bearing, Closed - light load

Complementary products



CHINV

Invisible hinge, Invisible - Opening up to 90°



CHINV

Invisible hinge, Invisible - 90° opening