

Bolt-on hinge with threaded insert

CHA

Opens to 225°

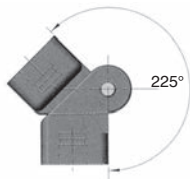
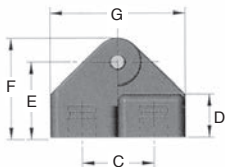
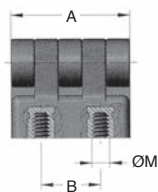
- Element for square tube structure
- Face frame hinge
- Materials:
Hinge: reinforced polyamide
Pin: zinc plated steel
Inserts: brass

Info.

- Not sold individually, please contact us for details

Accessories

- Magnetic lock SER
- Doorstop BLOC
- Manual lock LOQ



DISCOUNTS

Qty	1+	50+	100+
Disc.	List	-5%	On request

Part number	A	B	C	D	E	F	G	ØM	Stock*	Price each 1 to 49
CHA225-30	30	15	18	11	19	25	36	M5	✓	5,35 €
CHA225-54	54	30	21	13	22	29	42	M6	✓	8,69 €
CHA225-78	78	42	31	16	29	40	62	M8	-	16,88 €

*Depending on availability - Dimensions in mm

Our other products



BLH70

Right angled gearbox,
from 26 to 128 Nm



SFWR

End support, Surface
mounting



J53

Spur gear coaxial
gearbox, from 0.43 to
1.15 - Inline



HLHlok

Horizontal toggle
clamp, Horizontal
toggle clamp /
horizontal foot



PSEC

Security pull handle,
Thermoplastic



PM4

Worm and wheel set,
Bronze



SDG_SS

Universal adjustable
guide support
bracket, Stainless
steel



UTKswcr

Utilitrak® 3 wheels
carriage, Steel roller
carriage



AXTR

Axle for tensioner
pulley, Shaft



PRF-SCL

Lock for aluminium
profile, Lock for
sliding doors



G0

Steel spur gear, Steel
20NCD2



PLA

Flat magnet, Flat
magnet with threaded
hole

Complementary products



BLOC

Doorstop, Doorstop



SER

Magnetic doorstop for
aluminium profile,
Magnetic doorstop