

# Side flexing slim plate chain



## CAP880T

## Range 880 TAB

- Bending radius allows chain to follow a curved path


- Materials:

Plates: low friction acetal

Pin: stainless steel 304

- Operating temp.: -40°C to +85°C  
(+70°C in humid environments)

- Length 3048mm (80 plates)



### Advantages

- Special shape prevents products being carried moving or falling whilst on curves

### Associated products

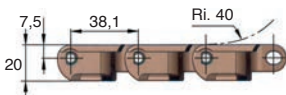
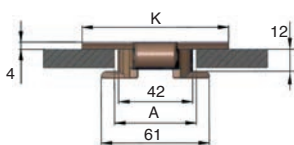
- Drive sprocket **PT880**

- Idler sprocket **PR880**


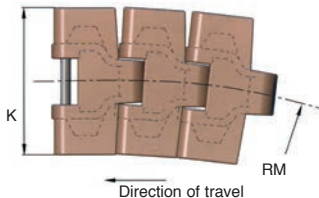
- Idler **DBL880**

- Straight track **GRD880T**

- Curved track **GCB880T**



A  $\left\{ \begin{array}{l} \text{Straight} - 46 \\ \text{Curved} - 44,2 \end{array} \right.$



Typical application


### DISCOUNTS

Qty	1+	5+	10+
Disc. List	-5%	On request	

Part number	Width K (mm)	Length (mm)	Bend radius RM (mm)	Breaking load (N)	Weight (kg/m)	Price each 1 to 4
CAP880T-82	82,5	3048	457	5200	1,04	115,13 €
CAP880T-114	114,3	3048	532	5200	1,21	132,26 €

Dimensions in mm

## Our other products



BETASS

Hitch pin, Hitch



PSG125HC

Skive hobbed spur gears - precision range, Case hardened steel 20NCD2



CABtool

Fitting cable tools, Crimping tools



T5-16ECO

T type timing pulley, Economy range - T5 aluminium



NTMdl

Set screw delrin tip, Delrin-point



PRF\_BV

Screw block, Panel addition and fastening



VT

Vari-Tork® slip friction clutch, 0.53 to 1.32 Nm




VRC2

Retaining clamp, dual sided, Dual sided



DGSA

Male rod ends , Steel / steel - Economy range



KM

Bearing locknut, Locknut KM



CHTRP

Single and dual output gearboxes, Up to 87,3 Nm



S\_2RS

Deep groove ball bearing, Stainless steel

## Complementary products



PR880

Idler sprocket for slat top chain, Range 880



PT880

Drive sprocket for slat top chain, Range 880



CAP881

Side flexing slim slat top chain stainless steel, Narrow range 881



GDR880

Straight track for slat top chain, Ranges 880 and 881