



BS2

Couplings for servo-motors

Torque: **0.2 to 40Nm**

- **Multidirectional flexibility**
- High precision
- High torsional rigidity
- Single piece construction
- Backlash free
- 6 beams (except BS21 which has 3)
- Working temp -40°C to +120°C
- Max. speed: 5,000 rpm
- Material:
Aluminium 6082
- **Pre-bore is not toleranced**

Set screw
fixing

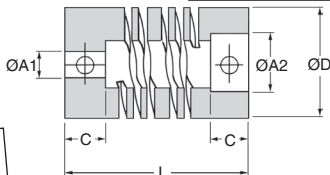


Applications

- Encoders, optical systems
- Automated systems, step motors
- Continuous or intermittent use

Assembly

- Dimension "C"
must not be
exceeded



DISCOUNTS

Qty	1+	5+	10+
Disc.	List	-6%	On request

Part number	ØD	L	C	Set screw	Misalignment		Torsional rigidity (Nm/Rad)	Max. torque (Nm)		
					Radial (mm)	Angular		shock and reversing	non reversing	peak torque
BS21	6,4	12,7	3,2	M2	0,07	3°	1,53	0,20	0,26	0,4
BS22	9,5	19,6	5,3	M2,5	0,12	3°	1,8	0,50	0,66	1,0
BS23	12,7	22,9	6,5	M3	0,17	5°	14	1,00	1,33	2,0
BS24	19,1	26,5	6,5	M4	0,25	7°	46	2,65	3,53	5,3
BS25	25,4	38,1	11,0	M5	0,38	7°	108	5,00	6,66	10,0
BS266	31,8	57,2	16,0	M6	0,50	7°	225	7,50	10,00	15,0
BS27	38,1	66,7	18,0	M6	0,60	7°	315	11,00	14,66	22,0
BS29	50,8	95,3	25,0	M8	0,90	7°	666	20,00	26,66	40,0

Part number	ØA1 x ØA2		ØA1 x ØA2		ØA1 x ØA2 Standard Bores (H8)	Stock*	Price each 1 to 4	
	Pre-bores	Min.	Max.	Std bores and pre-bores			Std bores and pre-bores	Modified bore
BS21	1,5 x 2,0	1 x 2	3 x 3	-	✓	26,90 €	32,28 €	
BS22	2,0 x 2,8	2 x 4	4,76 x 4,76	3, 18 x 4	-	29,66 €	35,61 €	
BS23	2,5 x 4,5	3 x 5	6,35 x 6,35	6 x 6	✓	32,35 €	38,83 €	
BS24	2,5 x 5,8	4,76 x 6,35	10 x 10	5 x 6 6 x 6 10 x 10	✓	40,32 €	48,39 €	
BS25	3,5 x 7,5	5 x 8	12,70 x 12,70	6 x 6	✓	44,86 €	53,83 €	
BS266	6,0 x 10,0	8 x 9,53	16 x 16	-	✓	58,82 €	70,59 €	
BS27	8,0 x 12,0	8 x 12	22 x 22	-	✓	75,37 €	90,45 €	
BS29	10,0 x 16,0	10 x 16	28 x 28	-	-	On request	On request	

*Depending on availability - Dimensions in mm



Couplings for servo-motors



Torque: **0.22 to 73Nm**

- **Multidirectional flexibility**
- High precision
- High torsional rigidity
- Single piece construction
- Backlash free
- 6 beams (except BS21 which has 3)
- Working temp -40°C to +120°C
- Max. speed: 5,000 rpm
- Material:
Stainless steel 303
- **Pre-bore is not tolerated**

Set screw fixing
stainless steel

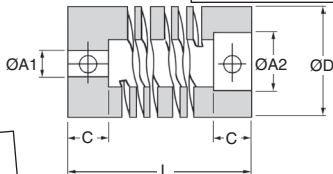


Applications

- Encoders, optical systems
- Automated systems, step motors
- Continuous or intermittent use

Assembly

- Dimension "C" must not be exceeded



DISCOUNTS

Qty	1+	2+	4+
Disc.	List	-6%	On request

Part number	ØD	L	C	Set screw	Misalignment		Torsional rigidity (Nm/Rad)	shock and reversing	non reversing	peak torque
					Radial (mm)	Angular				
BS31	6,4	12,7	3,2	M2	0,07	3°	1,53	0,22	0,30	0,45
BS32	9,5	19,6	5,3	M2,5	0,12	3°	5,4	0,75	1,00	1,50
BS33	12,7	25,4	6,5	M3	0,17	5°	25	1,50	2,00	3,00
BS34	19,1	28,0	6,5	M4	0,25	7°	72	4,00	5,33	8,00
BS35	25,4	38,1	11,0	M5	0,38	7°	170	8,00	10,66	16,00
BS36	31,8	57,2	16,0	M6	0,50	7°	364	12,50	16,66	25,00
BS37	38,1	66,7	18,0	M6	0,60	7°	634	18,00	22,50	36,00
BS39	50,8	95,3	25,0	M8	0,90	7°	1305	36,50	48,66	73,00

Part number	ØA1 x ØA2		ØA1 x ØA2		ØA1 x ØA2 Standard Bores (H8)	Stock*	Price each	
	Pre-bores	Min.	Max.	Std bores and pre-bores			Std bores and pre-bores	Modified bore
BS31	1,5 x 2,0	1 x 2	3 x 3	-	✓	46,73 €	56,07 €	
BS32	2,0 x 2,8	2 x 4	4,76 x 4,76	-	✓	39,19 €	47,03 €	
BS33	2,5 x 4,5	3 x 5	6,35 x 6,35	6,35 x 6,35 4 x 4	✓	50,98 €	61,18 €	
BS34	2,5 x 5,8	4,76 x 6,35	10 x 10	10 x 10 5 x 9,53	✓	55,24 €	66,29 €	
BS35	3,5 x 7,5	5 x 8	12,70 x 12,70	8 x 8	✓	87,29 €	104,74 €	
BS36	6,0 x 10,0	8 x 10	19 x 19	-	✓	128,15 €	153,77 €	
BS37	8,0 x 12,0	8 x 12	22 x 22	-	✓	164,44 €	197,33 €	
BS39	10,0 x 16,0	10 x 16	28 x 28	-	-	On request	On request	

*Depending on availability - Dimensions in mm

Our other products



CMM

Male rod ends DIN ISO12240-4, Steel / bronze



BTC20_10

End cap for rectangular tube, Standard



PCLA_M

Technopolymer clamping lever - female, Plastic



PRF_GAL

Roller for aluminium profile, Fixing kit for roller eccentric



CHTRP

Single and dual output gearboxes, Up to 34,5 Nm




GE14

Toggle latches, With padlock-holder



TIFss

Threaded stud - DIN976A, Stainless steel



CHB

Worm and wheel gear reducer, up to 73 Nm



P55

Worm and wheel gear reducer, up to 57 Nm




RPCtc

Swivel castor with central hole, Steel -



RAS

90°ball and socket joints DIN71802,



B

Steel bevel gear, 1:1

Complementary products



BC2

Panamech, Multi-Beam, Aluminium - with clamping jaw



BC3

Panamech, Multi-Beam stainless steel, Stainless steel - with clampin...