

Stock Pla End cap for round tube with threaded insert

Black plastic

BPTRM

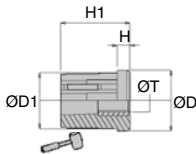
- Materials:
Cap: Glass reinforced polyamide
Insert: Nickel brass

Option

- Stainless steel insert

Info.

- For static application only



DISCOUNTS

Qty	1+	60+	100+	200+
Disc.	List	-5%	-10%	On request

Part number	ØT	ØD	ØD1	H	H1	Static load (N)	Tube dimensions	Stock*	Price each
									1 to 59
BPTR30/1-M10	M10	30	28,5	6	35	3200	30x1x28	-	
BPTR30/1-M12	M12	30	28,5	6	35	3200	30x1x28	-	
BPTR30/1-M14	M14	30	28,5	6	35	3200	30x1x28	-	
BPTR30/1-M16	M16	30	28,5	6	35	3200	30x1x28	✓	
BPTR38/1,5-M10	M10	38	35,5	8	43	5500	38x1,5x35	✓	
BPTR38/1,5-M12	M12	38	35,5	8	43	5500	38x1,5x35	-	
BPTR38/1,5-M14	M14	38	35,5	8	43	5500	38x1,5x35	-	
BPTR38/1,5-M16	M16	38	35,5	8	43	5500	38x1,5x35	-	
BPTR42/1,5-M10	M10	42	39,5	8	42	6500	42x1,5x39	-	
BPTR42/1,5-M12	M12	42	39,5	8	42	6500	42x1,5x39	✓	
BPTR42/1,5-M14	M14	42	39,5	8	42	6500	42x1,5x39	-	
BPTR42/1,5-M16	M16	42	39,5	8	42	6500	42x1,5x39	-	
BPTR42/1,5-M20	M20	42	39,5	8	42	6500	42x1,5x39	-	
BPTR48/1,5-M10	M10	48	45,5	11	49	8000	48x1,5x45	-	
BPTR48/1,5-M12	M12	48	45,5	11	49	8000	48x1,5x45	-	
BPTR48/1,5-M14	M14	48	45,5	11	49	8000	48x1,5x45	-	
BPTR48/1,5-M16	M16	48	45,5	11	49	8000	48x1,5x45	-	
BPTR48/1,5-M20	M20	48	45,5	11	49	8000	48x1,5x45	-	
BPTR50/1,5-M12	M12	50	47,5	11	49	8500	50x1,5x47	-	
BPTR50/1,5-M14	M14	50	47,5	11	49	8500	50x1,5x47	-	
BPTR50/1,5-M16	M16	50	47,5	11	49	8500	50x1,5x47	-	
BPTR50/1,5-M20	M20	50	47,5	11	49	8500	50x1,5x47	-	
BPTR60/1,5-M14	M14	60	57,5	12	50	10000	60x1,5x57	✓	
BPTR60/1,5-M16	M16	60	57,5	12	50	10000	60x1,5x57	-	
BPTR60/1,5-M20	M20	60	57,5	12	50	10000	60x1,5x57	-	
BPTR60/1,5-M24	M24	60	57,5	12	50	10000	60x1,5x57	-	
BPTR60/2-M14	M14	60	56,5	12	50	10000	60x2x56	-	
BPTR60/2-M16	M16	60	56,5	12	50	10000	60x2x56	-	
BPTR60/2-M20	M20	60	56,5	12	50	10000	60x2x56	-	
BPTR60/2-M24	M24	60	56,5	12	50	10000	60x2x56	-	
BPTR60/2,5-M14	M14	60	55,5	12	50	10000	60x2,5x55	-	
BPTR60/2,5-M16	M16	60	55,5	12	50	10000	60x2,5x55	-	
BPTR60/2,5-M20	M20	60	55,5	12	50	10000	60x2,5x55	-	
BPTR60/2,5-M24	M24	60	55,5	12	50	10000	60x2,5x55	-	

On request

*Depending on availability - Dimensions in mm

Our other products



SH0

Parallel axis helical gear, Steel 20NCD2



CHAFR-MINI

Miniature friction hinge, Friction



BAN

Angular clamp, Standard



AT5M AT10M

AT type timing belt per metre, AT10 Steel cored polyurethane



FF10

Offset spur gear reducer, from 0.78 to 3.70 Nm



UGPL

Actuator guide kit, Long bearing




ACL-FPA

Panel mounting block for aluminium structures, Angular connector



PRF_T

Corner reinforcement, Corner reinforcement



SBS_M

Single chain supplied by the metre,




ACL-PL

Joining plate for aluminium profile,



GBMf

Flanged leadscrew nut, Flanged nut -



B

Steel bevel gear, 1:1

Complementary products



BTC_M

End cap with threaded insert for square tube, With threaded insert



BPTR

End cap for round tube, Standard