

Cylindrical flush fitting ball transfer unit

BPH

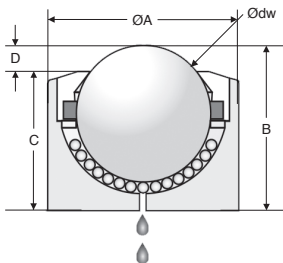
For heavy loads

- Flush fitting ball transfer unit with flange
- For heavy loads
- Carrying ball for handling solid body
- Machined bodies and covers
- Lubricated for life
- Orientation: horizontal with ball upwards
- Unique drainage hole
- Max. speed: 1.5m/s
- Working temperature range: -30 to +100°C
- Materials:
 - BPH:** galvanised steel body and chromed steel ball
 - BPH/AS:** galvanised steel body and 420 stainless steel balls



Advantages

- Good resistance to shocks



DISCOUNTS

Qty	1+	6+	20+	40+	60+
Disc.	Net	-10%	-15%	-20%	On request

Part N°	Ødw ball	ØA	B	C	D	Carrying capacity (kg)	Weight (g)	Price each 1 to 5
Steel body, steel balls								
BPH15-24	15	24	20,0	15,0	5,0	60	0,049	7,35 €
BPH22-36	22	36	30,5	26,0	4,5	180	0,177	9,87 €
BPH30-45	30	45	36,8	30,3	6,5	350	0,335	14,33 €
BPH45-62	45	62	53,5	45,0	8,5	600	0,940	42,96 €
Steel body, stainless steel balls								
BPH15-24/AS	15	24	20,0	15,0	5,0	50	0,048	8,98 €
BPH22-36/AS	22	36	30,5	26,0	4,5	180	0,178	11,46 €
BPH30-45/AS	30	45	36,8	30,3	6,5	350	0,338	16,55 €
BPH45-62/AS	45	62	53,5	45,0	8,5	600	0,970	63,42 €

All dimensions in mm

HPC

WEB
04/2020

www.hpceurope.com

Tél: 0 825 88 5000 Service 0,15 €/min + prix appel

Our other products




DOMI50
Accessories, Clamping lever



CHAu
Screwed hinge, 270°



DOG111
Motor-gearbox 12V and 24V DC, from 1.5 to 6 Nm



T0
Torsion spring, Stainless steel



CABtool
Fitting cable tools, Cutting tools



PTAF80-PAMF80
Articulated fixable foot with pressed base Ø80, Ø 80



MBF
Threaded blocking clamp, Threaded locking clamp



CFES
Eccentric cam follower, Eccentric




BABT
Hardened Stainless steel ball pin,



ES
Support base (tripod), Plastic



CHA135
Screwed hinge, 135 degrees



RIMtce
Locking castor, with central hole

Complementary products



BPH
Ball transfer unit plain fit, High



BPHT
Ball transfer unit bolt fitting, Heavy



BPHF
Ball transfer unit push fit, Heavy