

# Threaded Lock Pins

Ste

BABM

Steel

- Self-locking threaded lock pin
- Quick fastening
- Used for quick fastening, locking, adjusting, changing, clamping, connecting and securing
- Material :
  - Pin Stainless steel
  - Handle Black PA6
- Working T°: -30°C to +80°C

For tapped hole

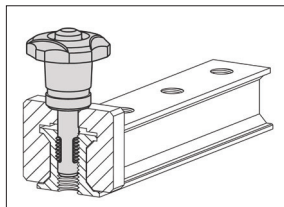


## Uses

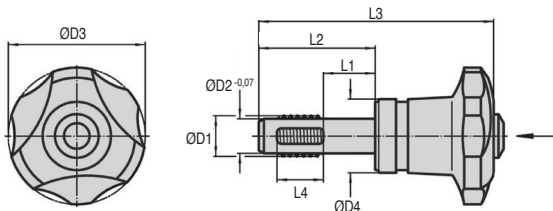
- The segments retract when the button is pressed. Insert the pin into the threaded hole (this avoids the need to screw in a standard bolt). Once it is in place, release the button and tighten to secure it. To remove, unscrew by a quarter turn and remove the pin by pressing the button

## Info

- Also exists in stainless steel



Typical application



## DISCOUNTS

Qty	1+	6+	10+
Disc.	List	-5%	On request

Part number	ØD1	L1	ØD2	ØD3	ØD4	L2	L3	L4	Tightening torque* (Nm)	Clamping force* (Kn)	Shearing resistance two-shear* (kN)	Weight (g)	Price each 1 to 5
BABM8-10	M8	10	6,62	40	21,6	23,8	58,4	8	3,5	2,3	12,7	86	
BABM8-20	M8	20	6,62	40	21,6	33,8	68,4	8	3,5	2,3	12,7	90	
BABM8-30	M8	30	6,62	40	21,6	43,8	78,4	8	3,5	2,3	12,7	93	
BABM10-10	M10	10	8,35	40	21,6	26,0	60,6	10	3,5	2,0	20,6	93	
BABM10-20	M10	20	8,35	40	21,6	36,0	70,6	10	3,5	2,0	20,6	94	
BABM10-30	M10	30	8,35	40	21,6	46,0	80,6	10	3,5	2,0	20,6	99	
BABM12-15	M12	15	10,07	40	21,6	34,0	68,6	12	3,5	1,8	30,4	99	
BABM12-30	M12	30	10,07	40	21,6	49,0	83,6	12	3,5	1,8	30,4	108	
BABM12-50	M12	50	10,07	40	21,6	69,0	103,6	12	3,5	1,8	30,4	122	
BABM16-15	M16	15	13,80	40	21,6	34,0	68,6	12	3,5	1,5	62,9	116	
BABM16-30	M16	30	13,80	40	21,6	49,0	83,6	12	3,5	1,5	62,9	133	
BABM16-50	M16	50	13,80	40	21,6	69,0	103,6	12	3,5	1,5	62,9	155	

Dimensions in mm \* Average value established in trials

\*\* Shearing resistance similar to DIN 50141; values apply to applications in plugged condition (without applied tightening torque)


## Our other products



VEL  
Self-gripping cable strip, electric and pneumatic cables



RFK58C  
Hypoid gearbox - Stainless steel, up to 500 Nm



Q3  
Double row angular contact ball bearing, Angular contact - Steel



BoWex® curved tooth gear coupling, Nylon and steel



BS2  
Panamech, Multi-Beam, Aluminium - with set screw




M2  
Worm, Hardened steel



PR125  
Articulated foot Ø123, Ø 123



VTLB  
Three-lobed knob, Thermoplastic / Brass or stainless steel insert



T5M\_T10M  
T type timing belt per metre, T10 Steel cored polyurethane



PRF\_PL\_4590  
Joining plate for aluminium profile, Joint plate - 45x90



GLB  
Small 6 lobe threaded handle - female, Technopolymer -



SCA\_SS  
Stainless steel flat cable clamp, Stainless steel

Complementary products