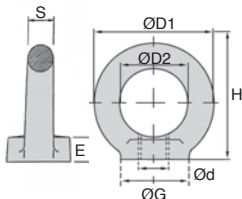


- ISO thread
- Material:
Black stamped steel
Stainless steel 316

Mounting

- For safe and correct assembly: Chamfer the hole into which the bolt will screw or use washers to ensure correct seating.
- Before assembly, clean the threads and corresponding tapped holes
- Screw lifting eye in fully
- The load should be lifted in the direction of the thread, +/- 20° and the pulling force should be along the axial plane of the eye.
- The use of these lifting eyes at an angle greater than 45° is not allowed.
- When the load to be lifted is aluminium, avoid leaving the eyes screwed in for long periods to avoid possible corrosion.



Steel eye bolt



Stainless steel eye bolt

Info.

*SWL: SAFE WORKING LOAD
The Safe Working Load is calculated by dividing the breaking Strength by a factor of safety of 5.

DISCOUNTS

Qty	1+	6+	20+	50+
Disc.	List	-10%	-20%	On request

Part number	Ød	H	ØD1	ØD2	ØG	E	ØS	CMU (kg)	CMU at 45° (kg)	Weight (kg)	Stock*	Price each 1 to 5
Steel eye bolt												
ADL-6F	M6	36	36	20	22	9	9	90	60	0,060	✓	2,13 €
ADL-8F	M8	36	36	20	21	11	9	140	95	0,060	✓	2,16 €
ADL-10F	M10	45	45	25	26	10	10	230	170	0,100	✓	2,57 €
ADL-12F	M12	52	55	29	31	11	12	340	240	0,160	✓	3,45 €
ADL-16F	M16	62	63	34	34	15	14	700	500	0,240	✓	4,83 €
ADL-20F	M20	71	72	39	40	17	16	1200	830	0,360	✓	7,54 €
ADL-24F	M24	89	90	48	49	22	21	1800	1270	0,715	-	13,37 €
ADL-30F	M30	109	108	60	65	25	24	3200	2300	1,400	-	26,09 €
ADL-36F	M36	137	127	69	81	38	31	4600	3300	2,300	-	45,25 €
ADL-42F	M42	147	144	80	85	35	32	6300	4500	3,500	-	88,71 €
ADL-48F	M48	185	170	88	102	45	41	8600	6100	5,670	-	143,01 €

Stainless steel eye bolt


ADL-6F/SS	M6	-	35	19	20	9	9	180	-	0,055	✓	6,77 €
ADL-8F/SS	M8	-	36	19	20	10	8	300	-	0,050	✓	7,63 €
ADL-10F/SS	M10	-	45	24	24	11	9	500	-	0,090	✓	12,66 €
ADL-12F/SS	M12	-	53	29	29	13	12	800	-	0,155	✓	17,67 €
ADL-14F/SS	M14	-	54	30	30	11	12	1100	-	0,165	-	20,18 €
ADL-16F/SS	M16	-	63	34	35	15	14	1500	-	0,250	-	21,61 €
ADL-20F/SS	M20	-	72	40	40	15	16	2400	-	0,360	✓	42,73 €
ADL-24F/SS	M24	-	90	50	50	20	20	3600	-	0,720	-	76,30 €

*Depending on availability - Dimensions in mm

Our other products




Adjusting rod for clamp - Female, Bored




Adjustable support clamp, Adjustable support clamp



Right angled bracket for aluminium profile, 2 holes



Emergency release button for aluminium profile, Emergency release bu...



Hitch pin, Hitch



Stainless steel metric section rack, Stainless steel



Stainless steel bevel gear, 2:1



Right angled gearbox, double output shafts, up to 30 Nm



Adjustable support arm, Single clamp



HTD type tooth bar stock, HTD5



HEAVY DUTY spur gear, Steel 35NCD6



Piano hinge, Aluminium

Complementary products



Female eye bolt conforms to DIN582, Stainless steel



Male eye bolt conforms to DIN580, Steel



Female swivelling lifting rings, Female swivelling



Male swivelling lifting ring, Male swivelling