

Male eye bolt conforms to **DIN580** **Sta** **Ste** **DIN**

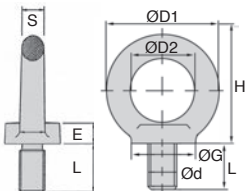
ADLM

Steel or stainless steel

- **ISO thread**
- **Material:**
Black stamped steel
Stainless steel 316

Mounting

- For safe and correct assembly: Chamfer the hole into which the bolt will screw or use washers to ensure correct seating.
- Before assembly, clean the threads and corresponding tapped holes
- Screw lifting eye in fully
- The load should be lifted in the direction of the thread, +/- 20° and the pulling force should be along the axial plane of the eye.
- The use of these lifting eyes at an angle greater than 45° is not allowed.
- When the load to be lifted is aluminium, avoid leaving the eyes screwed in for long periods to avoid possible corrosion.



Steel eye bolt



Stainless steel eye bolt

Info.

*SWL: SAFE WORKING LOAD
The Safe Working Load is calculated by dividing the breaking Strength by a factor of safety of 5.

DISCOUNTS

Qty	1+	6+	20+	50+
Disc.	List	-10%	-20%	On request

Part number	Ød	L	H	ØD1	ØD2	ØG	E	ØS	CMU (kg)	CMU at 45° (kg)	Weight (kg)	Price each 1 to 5
Steel eye bolt												
ADL-6M	M6	13	36	36	20	20	6	8	90	60	0,060	✓ 2,16 €
ADL-8M	M8	13	38	36	20	21	7	9	140	95	0,060	✓ 2,20 €
ADL-10M	M10	16	46	45	24	26	9	10	230	170	0,110	✓ 2,68 €
ADL-12M	M12	19	56	55	29	30	12	11	340	240	0,170	✓ 3,27 €
ADL-16M	M16	28	65	64	36	35	12	14	700	500	0,290	✓ 5,06 €
ADL-20M	M20	30	74	72	40	40	14	17	1200	830	0,450	✓ 7,54 €
ADL-24M	M24	36	92	89	49	51	18	21	1800	1270	0,880	✓ 12,83 €
ADL-30M	M30	43	111	108	60	65	23	25	3200	2300	1,640	✓ 24,33 €
ADL-36M	M36	54	131	126	68	80	24	29	4600	3300	2,710	- 42,30 €
ADL-42M	M42	61	153	148	79	90	33	35	6300	4500	4,250	- 80,02 €
ADL-48M	M48	68	168	166	90	100	35	38	8600	6100	6,200	- 138,68 €
Stainless steel eye bolt												
ADL-6M/SS	M6	13	-	35	20	20	7	8	180	-	0,050	✓ 7,22 €
ADL-8M/SS	M8	13	-	36	20	20	6	8	300	-	0,060	✓ 7,70 €
ADL-10M/SS	M10	17	-	45	25	25	8	10	500	-	0,115	✓ 12,99 €
ADL-12M/SS	M12	20	-	54	30	30	10	12	800	-	0,190	✓ 18,03 €
ADL-14M/SS	M14	20	-	54	30	30	10	12	1100	-	0,190	✓ 20,74 €
ADL-16M/SS	M16	27	-	63	35	35	12	14	1500	-	0,280	✓ 26,22 F
ADL-20M/SS	M20	30	-	72	40	40	14	16	2400	-	0,450	- 43,74 €
ADL-24M/SS	M24	35	-	90	50	50	17	22	3600	-	0,900	- 84,41 €

*Depending on availability - Dimensions in mm

Our other products



MBEX

Hexagonal ended handle, Hexagonal ended handle



SCR

Suction cup threaded insert, Insert for suction cup - Socket screw



DHX

Dowel pin internal thread, Extractable DIN 7979D



ECF

Well nut, Chloroprene elastomer




RPCtc

Swivel castor with central hole, Steel - Polyamide - with double brake



GLT2-17

Telescopic drawer runners for groove mounting, Partial extension



G1

Steel spur gear, Steel 20NCD2



M0

Worm and wheel set, Bronze



RFVcap

Stainless steel protective cover,




HW_HT

Half-rail guide, Wheel



CHB

Double output shaft, For CHB gearbox



AC

Strike for toggle latch, 15mm

Complementary products



ADL_M

Male eye bolt conforms to DIN580, Stainless steel



ADL_F

Female eye bolt conforms to DIN582, Steel



VRSF

Male swivelling lifting ring, Male swivelling



VRM

Female swivelling lifting rings, Female swivelling